



Cavity preparation
Kavitätenpräparation



Crown preparation
Kronenpräparation



Root canal preparation
Wurzelkanalaufbereitung



Order No.
Bestellnummer



Working on fillings
Füllungsbearbeitung



Crown and bridge technique
Kronen-/Brückentechnik



ISO No.
ISO-Nummer



Crown cutting
Kronentrennen



Acrylic technique
Kunststofftechnik



Lot number – for traceability of the respective production batch
Lotnummer – ermöglicht die Rückverfolgbarkeit der entsprechenden Produktionscharge



Removal of old fillings
Ausbohren alter Füllungen



Model fabrication
Modellherstellung



Speed recommendation
Drehzahlempfehlung



Root planing
Wurzelglättung



Model casting technique
Modellgusstechnik



Maximum permissible speed
maximal zulässige Drehzahl



Milling technique
Feinwerktechnik



Bevel cut (milling)
Fasenschliff

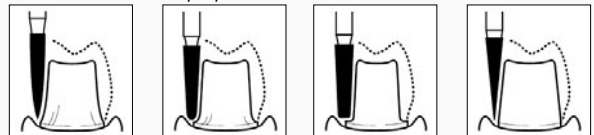
Various types of crown preparation
Varianten der Kronenpräparation



Angle
Winkel



Diamond interspersed
Diamantkorn durchsetzt



Prophylaxis
Prophylaxe



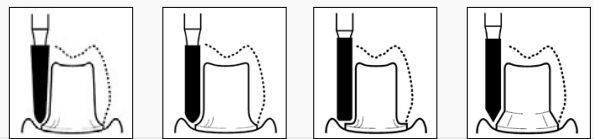
Gnatho-orthopaedics
KFO



Oral surgery
Kieferchirurgie



cutting tip
schneidende Spitze



Non cutting tip
nicht schneidende Spitze



Safety chamfer
Sicherheitsfase



for single-use only*
nur zum Einmalgebrauch*



Packing unit
Verpackungseinheit

Number of blades for carbide finishers · Schneidenzahl Hartmetallfinierer

UF = ○ ultra-fine · ultrafein	30 blades · Schneiden
F = ● fine · fein	16/20 blades · Schneiden
- = normal · normal	8/12 blades · Schneiden

Diamond grit sizes · Diamant-Körnungen

U = □ ultra-fine · ultrafein	10 µm
C = ■ extra-fine · extrafein	25 µm
F = ■ fine · fein	46 µm
- = medium · mittel	105–120 µm *
G = ■ coarse · grob	126–150 µm *
SG = ■ super-coarse · supergrob	180 µm *

)* With some instruments the grit size may deviate from the specified value in relation to their shape and size.

Die Korngröße kann in Abhängigkeit von Instrumentenform und -größe bei einzelnen Instrumenten vom genannten Wert abweichen.

* The reuse of these products carries a risk of infection. A safe, risk-free use can therefore not be guaranteed.

* Eine gefahrlose Anwendung kann bei erneuter Verwendung dieser Produkte nicht gewährleistet werden, da ein Infektionsrisiko besteht und/oder die Sicherheit der Produkte nicht weiter gegeben ist.

4 - 5 General information	4 - 5 Allgemeine Hinweise
6 Overview Diamond	6 Übersicht Diamant
7 - 27 Diamond Instruments	7 - 27 Diamantinstrumente
28 Sintered Diamonds	28 Sinter-Diamantschleifer
29 - 32 Diamond Discs	29 - 32 Diamantscheiben
33 Overview Tungsten Carbide	33 Übersicht Hartmetall
34 - 37 Burs	34 - 37 Bohrer
38 - 40 Crown Cutters	38 - 40 Kronentrenner
40 - 41 Amalgam / Adhesive Remover	40 - 41 Amalgam- / Klebstoffentferner
42 - 45 Finishing Instruments	42 - 45 Finierer
46 Instruments for intra-oral work on titanium	46 Instrumente zur intraoralen Titanbearbeitung
47 Surgical Instruments	47 Chirurgische Instrumente
48 Bone Cutters	48 Knochenfräser
49 - 63 Cutters	49 - 63 Fräser
64 - 65 Milling technique	64 - 65 Frästechnik
66 - 67 Endodontia	66 - 67 Endodontie
68 Diamond -Grinder / Separatind Discs	68 Diamant-Schleifer / Trennscheiben
69 Overview Polishers	69 Übersicht Polierer
70 - 72 2-step ZrO ₂ polishing system	70 - 72 2-stufiges ZrO ₂ Poliersystem
73 - 74 3-step ceramic polishing system	73 - 74 3-stufiges Keramik Poliersystem
75 Eco ceramic polishers	75 Eco Keramikpolierer
76 - 77 Composite Polishers	76 - 77 Compositepolierer
78 - 82 Other polishers	78 - 82 Sonstige Polierer
83 Brushes	83 Bürsten
84 Mandrels	84 Träger
85 - 89 Instrument Sets	85 - 89 Sätze
90 - 91 Diamond Forceps	90 - 91 Diamantierte Extraktionszangen
92 - 94 Instructions for use and safety recommendations	92 - 94 Gebrauchs- und Sicherheitshinweise
95 - 97 Index / Notes	95 - 97 Index / Notizen



Please note that the various instruments within each product group (e.g. diamonds or tungsten carbide) are sorted by their reference number, i.e. 368, 368A, 369, etc. in ascending order.
Exception: polishers are sorted by their field of application, e.g. polishers for ceramics.

Bitte beachten Sie, dass die Instrumente innerhalb jeder Produktgruppe (z.B. Diamant- oder Hartmetallinstrumente) aufsteigend nach Referenznummer sortiert sind, d.h. 368, 368A, 369, etc.
Ausnahme: lediglich die Polierer sind nach ihrem Anwendungsgebiet sortiert, z. B. Polierer für die Keramikbearbeitung.

Table structure/Ordering options | Tabellenstruktur/Bestellmöglichkeiten

Instrument Enlarged representation of the head portion.	Instrument/Werkzeug Vergrößerte Darstellung des Kopfbereiches.		Line drawings 1:1 The line drawings show the actual size of the individual instruments.	Strichzeichnungen 1:1 Die Strichzeichnungen geben zusätzlich Orientierung über die Originalgröße der jeweiligen Instrumente und Werkzeuge.
Colour coding + REF number The colour coding indicates the grit size or type of toothing.	Farbmarkierung + REF-Bestellnummer Die Farbmarkierung gibt jeweils Auskunft über die Körnungsgröße bzw. die Verzahnung.		Dimensions/designations The designations, numbers, sizes and production dimensions mainly correspond to the currently applicable ISO and DIN standards. L = length of working part	Maße/Bezeichnungen Die Bezeichnungen, Numerierungen, Größenangaben und Fertigungsmaße entsprechen überwiegend den zur Zeit gültigen ISO- und DIN-Normen. L = Länge des Arbeitsteiles

How to order? | Wie bestelle ich?

You can either use the REF order number or the ISO numbering system when placing an order.

Sie können die Bestellung Ihres gewünschten Instrumentariums mit Hilfe der REF-Bestellnummer oder des ISO-Nummernsystems vornehmen.

Please specify the REF order number + shank type number + the respective size.

REF-Bestellnummer

Notieren Sie bitte die REF-Bestellnummer + Schaftartnummer + die jeweilige Größenangabe.

Sample Order | Bestellbeispiel

835 Medium Grain
Mittlere Körnung

Order by REF No. | Bestellung nach REF Nr.

835 + .314. + 010

835F Fine Grain
Feine Körnung

835F + .314. + 010

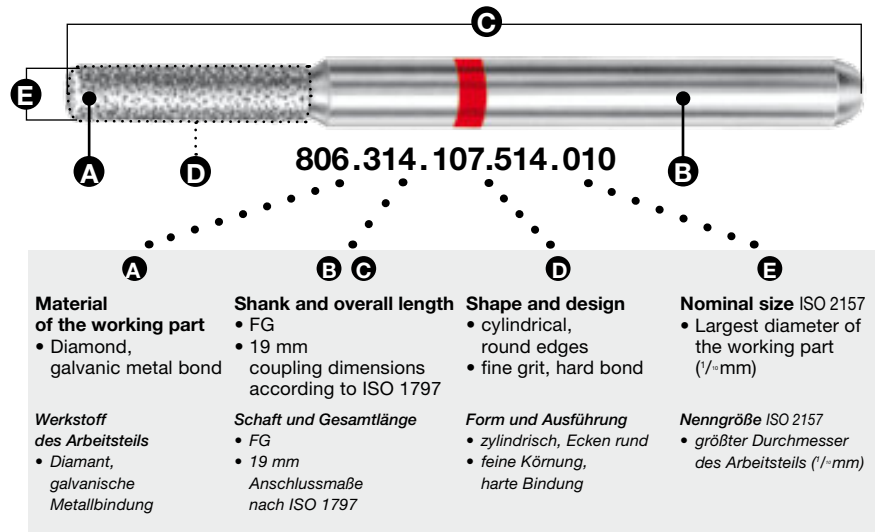
Numbering system | Nummernsystem ISO 6360

Some features of rotary instruments are already internationally standardized. For example, coupling dimensions, shank diameter and shank type (ISO 1797) as well as the sizes (ISO 2157). The international harmonization of instrument designations is guaranteed by the ISO numbering system.

Verschiedene Bereiche der rotierenden Instrumente sind international bereits genormt. Hierzu gehören die Anschlussmaße mit Schaftdurchmesser und Schaftart (ISO 1797) und die Größenangaben (ISO 2157). Die internationale Vereinheitlichung der Instrumentenbezeichnungen wird durch das ISO-Nummernsystem sichergestellt.

The ISO order number consists of a certain number code indicating specific instrument-related data for clear identification.

Die ISO-Bestellnummer besteht aus einem festen Nummerncode, der Auskunft gibt über bestimmte instrumenten- und werkzeugbezogene Daten, die eine eindeutige Identifizierung ermöglichen.

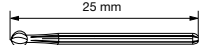


Shank type | Schaftarten ISO 6360 · ISO 1797

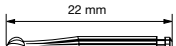
313 · FG short
FG kurz  $\text{Ø } 1,60 \text{ mm}$

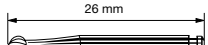
314 · FG (Friction Grip)
FG  $\text{Ø } 1,60 \text{ mm}$

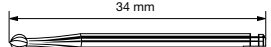
315 · FG long
FG lang  $\text{Ø } 1,60 \text{ mm}$

316 · FG extra-long
FG extra lang  $\text{Ø } 1,60 \text{ mm}$

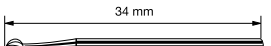


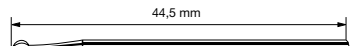
204 · Right-angle
Winkelstück  $\text{Ø } 2,35 \text{ mm}$

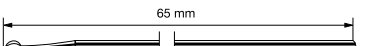
205 · Right-angle long
Winkelstück lang  $\text{Ø } 2,35 \text{ mm}$

206 · Right-angle extra-long
Winkelstück extra lang  $\text{Ø } 2,35 \text{ mm}$
















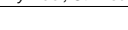




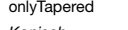




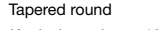
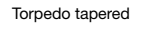



103 · Handpiece short (HPS)
Handstück kurz  $\text{Ø } 2,35 \text{ mm}$

104 · Handpiece
Handstück  $\text{Ø } 2,35 \text{ mm}$

105 · Handpiece long (HPL)
Handstück lang  $\text{Ø } 2,35 \text{ mm}$



Preparation instruments | Präparationsinstrumente

 Bud <i>Knospe</i> 7	 Round <i>Rund</i> 8	 Lenticular <i>Linse</i> 10	 Cylinder pointed <i>Zylinder spitz</i> 17	 Flame <i>Flamme</i> 15
 Egg <i>Ei</i> 7	 Inverted cone <i>Umgekehrter Kegel</i> 8	 Onion-shaped <i>Zwiebelform</i> 10	 Cylinder, end-cutting only <i>Zylinder, Stirn schneidend</i> 11	 Needle-shaped <i>Nadelform</i> 15, 17, 18
 Special <i>Spezialform</i> 7	 Double cone <i>Doppelkegel</i> 9	 Concave <i>Konkav</i> 10	 Cylinder, end-cutting only Tapered <i>Konisch</i> 12-13	 Torpedo <i>Torpedo</i> 16
 Grenade <i>Granate</i> 7, 18	 Diabolo <i>Diabolo</i> 9	 Pear <i>Birne</i> 9, 10	 Tapered round <i>Konisch rund</i> 13-14, 18	 Torpedo tapered <i>Torpedo, konisch</i> 16
 Interdental <i>Interdental</i> 7	 Wheel <i>Reifen</i> 9, 18	 Cylinder <i>Zylinder</i> 10-11	 Tapered, ellipse-shaped <i>Konisch, Ellipse</i> 13, 15	 Palatinal grinding instruments <i>Palatinalschleifer</i> 18
	 Groove grinding instruments <i>Rillenschleifer</i> 9	 Cylinder round <i>Zylinder rund</i> 11, 17	 Pointed <i>Spitz</i> 14, 18	

Diamond Instruments FG short
Diamantinstrumente FG kurz



ZD Diamond abrasives
ZD Diamant abrasives



Titanium Nitride (TiN) Coated Instruments
TiN Instrumente




Micropreparation
Mikropräparation



InteC Instruments
InteC Instrumente



Diamond Finishing Strips
Diamantstreifen



Diamond tools for laboratory application
Diamantwerkzeuge für das Dentallabor



Sintered Diamonds
Sinter-Diamantschleifer

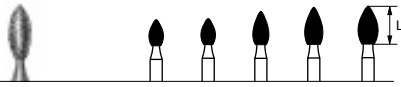


Diamond Discs
Diamantscheiben



Please note that the various instruments within each product group (e.g., diamond burs, Intec or sintered diamonds) are sorted by their reference number in ascending order.

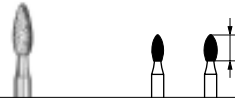
Bitte beachten Sie, dass die Instrumente innerhalb jeder Produktgruppe (z.B. Diamantschleifer, Intec-Diamanten oder Sinterdiamanten) aufsteigend nach Referenznummer sortiert sind.



368

Lmm		3,5	3,5	4,5	5,0	5,0
REF	368					
ISO		806.204.257.524...				023
		806.314.257.524...	016	018	021	023
	368SG					
		806.314.257.544...				023
	368G					
		806.314.257.534...	016		021	023
	368F					
		806.204.257.514...				023
		806.314.257.514...	016	018	021	023
	368C					
		806.204.257.504...				025
		806.314.257.504...	016	018	021	023

021-025 = max. 300 000 min⁻¹



368A

Lmm		3,5	3,5
REF	368A		
ISO		806.314.254.524...	016 018
	368AG	806.314.254.534... 016	
	368AF	806.314.254.514... 016	
	368AC	806.314.254.504... 016	
	368AU	806.314.254.494... 016	



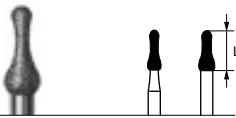
369

Lmm		5,5
REF	369	
ISO		806.314.263.524... 025

025 = max. 160 000 min⁻¹



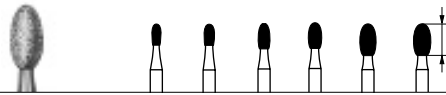
Occlu-Former



369A

Lmm		5,0	5,0
REF	369A		
ISO		806.314.506.524...	018 023
	369AG	806.314.506.534... 023	
	369AF	806.314.506.514... 018	

023 = max. 300 000 min⁻¹



379

Lmm		2,8	2,8	3,4	3,4	4,2	4,2
REF	379						
ISO		806.314.277.524...	014		018		023
	379SG	806.314.277.544... 023					
	379G	806.314.277.534... 023					
	379F	806.204.277.514... 023					
		806.314.277.514...	012		016	018	021 023
	379C	806.314.277.504... 016 018 023					

021 = max. 300 000 min⁻¹

023 = max. 300 000 min⁻¹



379 B

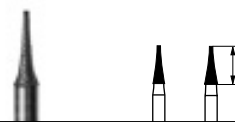
Lmm		4,3
REF	379 B	
ISO		806.314.277.524... 020

020 = max. 300 000 min⁻¹



390

Lmm		3,5	
REF	390		
ISO		806.314.274.524... 016	
	390F	806.314.274.514... 016	
	390C	806.314.274.504... 016	



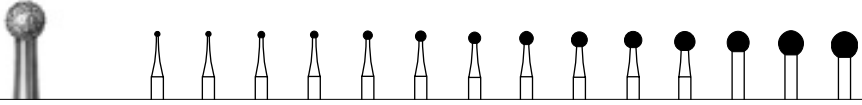
392

Lmm		5,0	5,0
REF	392		
ISO		806.314.465.524...	016
	392F	806.314.465.514... 016	
	392C	806.314.465.504... 014	

U = ISO 494 White ring · weißer Ring	ultra-fine · ultrafein	10 µm	- = ISO 524 without ring · ohne Ring	medium · mittel	105-120 µm
C = ISO 504 Yellow ring · gelber Ring	extra-fine · extrafein	25 µm	G = ISO 534 Green ring · grüner Ring	coarse · grob	126-150 µm
F = ISO 514 Red ring · roter Ring	fine · fein	46 µm	SG = ISO 544 Black ring · schwarzer Ring	super-coarse · supergrob	180 µm



801

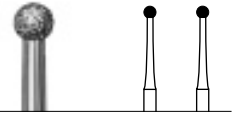


REF	801												
ISO	806.104.001.524...	008	010	012	014	016	018	021	023	027	033		
	806.204.001.524...		009	010	012	014	016	018	021	023	027	033	
	806.314.001.524...	007	008	009	010	012	014	016	018	021	023	029	033 035
	801 G												
	806.314.001.534...		009	010	012	014	016	018	021	023	029		
	801 F												
	806.204.001.514...							018		023		033	
	806.314.001.514...				014			018	021	023	029	033	035
	801 C												
	806.204.001.504...									023			
	806.314.001.504...			012	014	016	018			023	029		

023 = max. 300 000 min⁻¹ 033 = max. 120 000 min⁻¹
 029 = max. 140 000 min⁻¹ 035 = max. 120 000 min⁻¹



801L

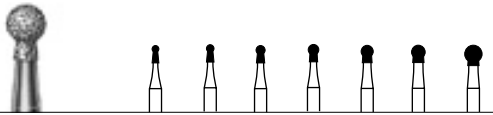


REF	801L	
ISO	806.314.697.524...	016
	801 LSG	
	806.314.697.544...	016
	801 LG	
	806.314.697.534...	016 021

016 = max. 300 000 min⁻¹
 021 = max. 300 000 min⁻¹



802

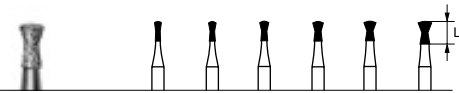


Lmm		3,0	3,0	3,0	3,5	3,5	3,5	4,0
REF	802							
ISO	806.314.002.524...	009	010	012	014	016	018	023
	802 G							
	806.314.002.534...		010	012	014			

023 = max. 300 000 min⁻¹



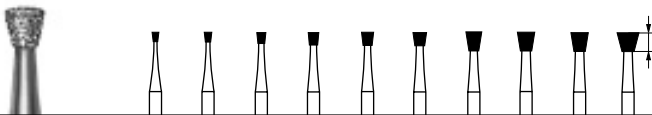
806



Lmm		2,5	2,5	2,5	3,0	3,0	3,0
REF	806						
ISO	806.314.019.524...	009	010	012	014	016	018
	806 G						
	806.314.019.534...		010	012	014	016	



805

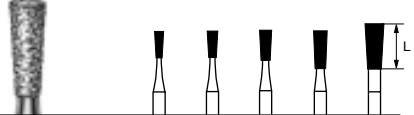


Lmm		1,0	1,0	1,5	1,5	1,5	2,3	2,5	2,5	2,5	3,0
REF	805										
ISO	806.104.010.524...			012	014	016	018	021		025	027
	806.204.010.524...			012							
	806.314.010.524...	009	010	012	014	016	018			023	
	805 G										
	806.314.010.534...		010	012	014	016	018				
	805 F										
	806.314.010.514...				014						

025 = max. 160 000 min⁻¹

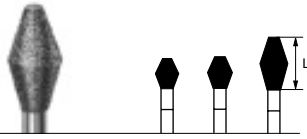


807



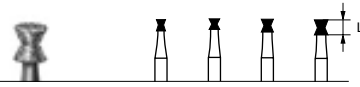
Lmm		3,5	3,5	4,0	5,0	6,0
REF	807					
ISO	806.104.225.524...				018	025
	806.314.225.524...		012	014	016	018
	807 G					
	806.314.225.534...			014	016	

U = ISO 494 White ring · weißer Ring	ultra-fine · ultrafein	10 µm	- = ISO 524 without ring · ohne Ring	medium · mittel	105–120 µm
C = ISO 504 Yellow ring · gelber Ring	extra-fine · extrafein	25 µm	G = ISO 534 Green ring · grüner Ring	coarse · grob	126–150 µm
F = ISO 514 Red ring · roter Ring	fine · fein	46 µm	SG = ISO 544 Black ring · schwarzer Ring	super-coarse · supergrob	180 µm




811

Lmm		4,2	4,2	7,0
REF	811			
ISO	806.314.038.524...	031	033	037
		○ max. 140 000 min ⁻¹	○ max. 100 000 min ⁻¹	
			○ max. 100 000 min ⁻¹	



813

Lmm		1,5	1,5	1,5	2,0
REF	813				
ISO	806.314.032.524...	012	014	016	018



815

Lmm		0,8
REF	815	
ISO	806.314.040.524...	035
		○ max. 100 000 min ⁻¹



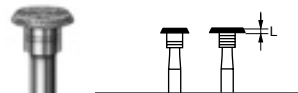
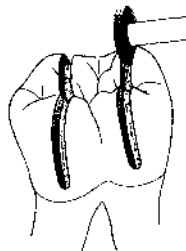
818

Lmm		0,6	0,6
REF	818		
ISO	806.314.041.524...	047	050
		○ max. 80 000 min ⁻¹	○ max. 80 000 min ⁻¹



822

Lmm		2,0	2,0
REF	822		
ISO	806.314.232.524...	008	009



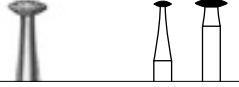
824

Lmm		0,6	0,6
REF	824		
ISO	806.314.055.524...	037	047
		○ max. 100 000 min ⁻¹	○ max. 90 000 min ⁻¹

U = □ ISO 494 White ring · weißer Ring	ultra-fine · ultrafein	10 µm	- = ISO 524 without ring · ohne Ring	medium · mittel	105–120 µm
C = ■ ISO 504 Yellow ring · gelber Ring	extra-fine · extrafein	25 µm	G = ■ ISO 534 Green ring · grüner Ring	coarse · grob	126–150 µm
F = ■ ISO 514 Red ring · roter Ring	fine · fein	46 µm	SG = ■ ISO 544 Black ring · schwarzer Ring	super-coarse · supergrob	180 µm



825

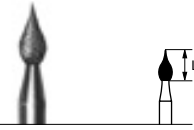


REF	825
ISO	806.104.304.524... 023
	806.314.304.524... 023 042

023 = max. 300 000 min⁻¹
 042 = max. 80 000 min⁻¹



827



Lmm	4,2
REF	827 C
ISO	806.314.464.504... 018

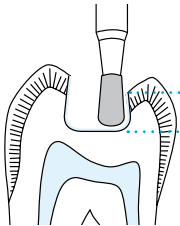


833



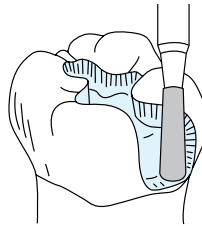
Lmm	3,5
REF	833 F
ISO	806.314.466.514... 031
	833 C
	806.314.466.504... 031

031 = max. 140 000 min⁻¹



2,7mm

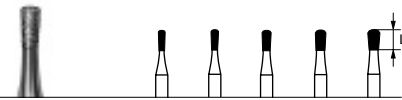
The 2.7 mm working part serves as a depth control to avoid damage to the pulp.
 Die Kopflänge 2,7 mm dient als Tiefenlehre um Pulpa-schäden zu vermeiden.



Preparation of a cervical shoulder
 Anlegen einer zervikalen Stufe



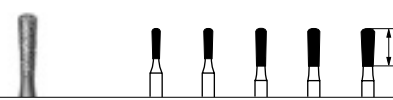
830



Lmm	2,7	2,7	2,7	2,7	2,7
REF	830				
ISO	806.314.233.524... 009	010	012	014	016
	830 G				
	806.314.233.534... 010	012	014	016	



830 L



Lmm	4,0	4,0	5,0	5,0	5,0
REF	830 L				
ISO	806.314.234.524... 010	012	014	016	018
	830 L SG				
	806.314.234.544... 014				
	830 L G				
	806.314.234.534... 012	014	016	018	



830 RLA



Lmm	4,7
REF	830 RLA
ISO	806.314.237.524... 032

032 = max. 100 000 min⁻¹




835



Lmm	3,0	3,0	3,0	4,0	4,0	4,0	4,0	4,0
REF	835							
ISO	806.104.107.524... 010							
	806.204.107.524... 010	012						
	806.314.107.524... 006	008	009	010	012	014	016	018
	835 G							
	806.314.107.534... 009	010	012	014				
	835 F							
	806.314.107.514... 010							



835 KR



Lmm	3,0	4,0	4,0	4,0	4,0	4,0
REF	835 KR					
ISO	806.314.156.524... 008	010	012	014	016	018
	835 KR G					
	806.314.156.534... 010	012	014			

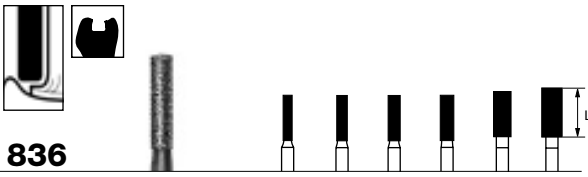


835 L



Lmm	4,0
REF	835 L
ISO	806.314.156.524... 012

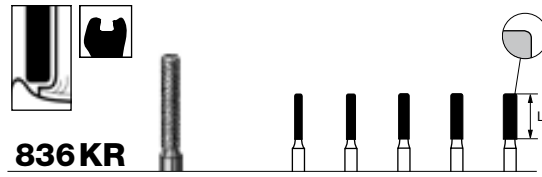
U = ISO 494 White ring · weißer Ring	ultra-fine · ultrafein	10 µm	- = ISO 524 without ring · ohne Ring	medium · mittel	105–120 µm
C = ISO 504 Yellow ring · gelber Ring	extra-fine · extrafein	25 µm	G = ISO 534 Green ring · grüner Ring	coarse · grob	126–150 µm
F = ISO 514 Red ring · roter Ring	fine · fein	46 µm	SG = ISO 544 Black ring · schwarzer Ring	super-coarse · supergrob	180 µm



836

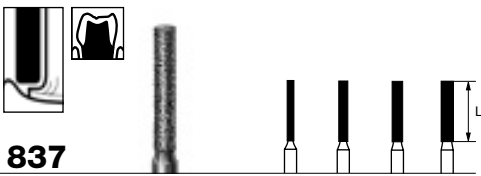
Lmm		6,0	6,0	6,0	6,0	6,0	6,5
REF	836						
ISO	806.104.110.524...					023	027
	806.314.110.524...	012	014	016	018		
	836SG						
	806.314.110.544...						014
	836G						
	806.314.110.534...	012	014	016	018		
	836F						
	806.314.110.514...	012					

027 = max. 160 000 min⁻¹



836KR

Lmm		6,0	6,0	6,0	6,0	6,0
REF	836KR					
ISO	806.314.157.524...	010	012	014	016	018
	836KR G					
	806.314.157.534...	010	012	014		

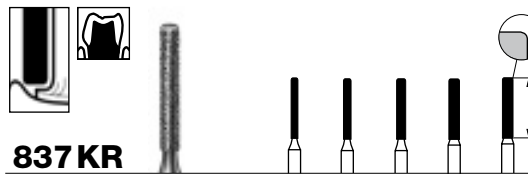


837

Lmm		8,0	8,0	8,0	8,0
REF	837				
ISO	806.104.111.524...			014	016
	806.204.111.524...	012			
	806.314.111.524...	009	012	014	016
	837SG				
	806.314.111.544...	014			
	837G				
	806.314.111.534...	012	014		
	837F				
	806.314.111.514...	012			

009 = max. 160 000 min⁻¹

012 = max. 300 000 min⁻¹



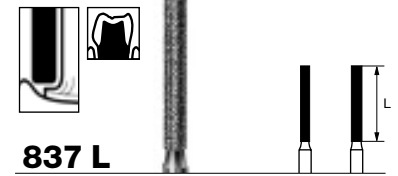
837KR

Lmm		8,0	8,0	8,0	8,0	8,0	
REF	837KR						
ISO	806.314.158.524...	009	010	012	014		
	837KR G						
	806.314.158.534...					014	018
	837KRF						
	806.314.158.514...	012					
	837KRC						
	806.314.158.504...	014					

009 = max. 160 000 min⁻¹

012 = max. 300 000 min⁻¹

010 = max. 160 000 min⁻¹

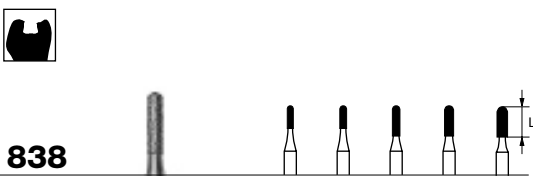


837L

Lmm		10,0	10,0
REF	837L		
ISO	806.314.112.524...	014	
	837LG		
	806.314.112.534...	012	

012 = max. 300 000 min⁻¹

014 = max. 300 000 min⁻¹



838

Lmm		3,0	3,0	4,0	4,0	4,0	
REF	838						
ISO	806.314.137.524...	008	009	010	012	014	
	838SG						
	806.314.137.544...	012					
	838G						
	806.314.137.534...					012	014
	838F						
	806.314.137.514...	012					



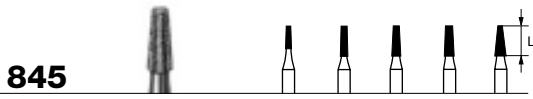
839

REF	839		
ISO	806.314.150.524...	010	012

010 = max. 160 000 min⁻¹

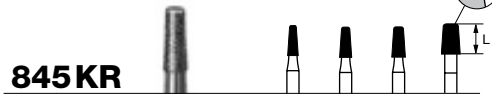
012 = max. 300 000 min⁻¹

U = ISO 494 White ring · weißer Ring	ultra-fine · ultrafein	10µm	- = ISO 524 without ring · ohne Ring	medium · mittel	105–120µm
C = ISO 504 Yellow ring · gelber Ring	extra-fine · extrafein	25µm	G = ISO 534 Green ring · grüner Ring	coarse · grob	126–150µm
F = ISO 514 Red ring · roter Ring	fine · fein	46µm	SG = ISO 544 Black ring · schwarzer Ring	super-coarse · supergrob	180µm



845

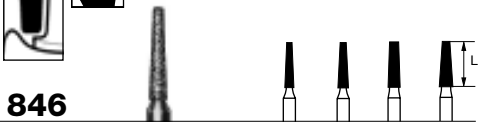
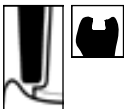
Lmm		3,0	4,0	4,0	4,0	4,0
REF	845					
ISO	806.314.168.524...	008	010	012		016



845 KR

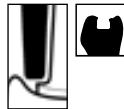
Lmm		4,0	4,0	4,0	4,0
REF	845 KR				
ISO	806.314.544.524...	014	016	018	025
	845 KR F				
	806.314.544.514...		016	018	025

025 = max. 160 000 min⁻¹



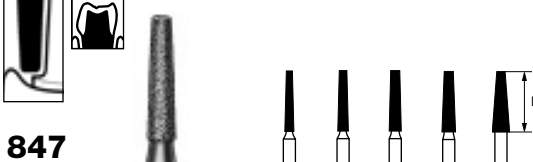
846

Lmm		6,0	6,0	6,0	6,0
REF	846				
ISO	806.314.171.524...	012	014	016	018
	846 G				
	806.314.171.534...	012		016	



846 KR

Lmm		6,0	6,0	6,0
REF	846 KR			
ISO	806.314.545.524...	012	014	016
	846 KR G			
	806.314.545.534...			016



847

Lmm		8,0	8,0	8,0	8,0	8,0
REF	847					
ISO	806.314.172.524...	012	014	016	018	023
	847 SG					
	806.314.172.544...			016		
	847 G					
	806.314.172.534...	012	014	016	018	
	847 F					
	806.314.172.514...		014			



847 KR

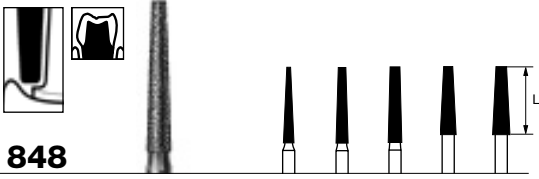
Lmm		8,0	8,0	8,0	8,0
REF	847 KR				
ISO	806.314.546.524...	012	014	016	018
	847 KR G				
	806.314.546.534...			016	018

012 = max. 300 000 min⁻¹

012 = max. 300 000 min⁻¹

023 = max. 300 000 min⁻¹


U = ISO 494 White ring · weißer Ring	ultra-fine · ultrafein	10 µm	- = ISO 524 without ring · ohne Ring	medium · mittel	105–120 µm
C = ISO 504 Yellow ring · gelber Ring	extra-fine · extrafein	25 µm	G = ISO 534 Green ring · grüner Ring	coarse · grob	126–150 µm
F = ISO 514 Red ring · roter Ring	fine · fein	46 µm	SG = ISO 544 Black ring · schwarzer Ring	super-coarse · supergrob	180 µm



848

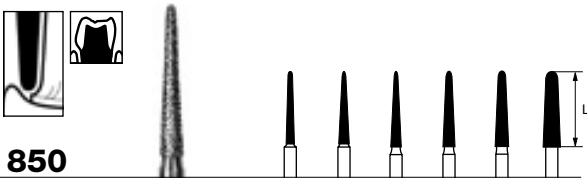
Lmm		10,0	10,0	10,0	10,0	9,0
REF	848					
ISO		806.104.173.524...	016			023
		806.204.173.524...	016			
		806.314.173.524...	014	016	018	021 023
	848 SG					
		806.314.173.544...	016			
	848 G					
		806.314.173.534...	014	016	018	021 023
	848 F					
		806.314.173.514...	016			

014 = max. 300 000 min⁻¹ 021 = max. 300 000 min⁻¹
 016 = max. 300 000 min⁻¹ 023 = max. 300 000 min⁻¹
 018 = max. 300 000 min⁻¹



849


Lmm		4,0
REF	849 G	
ISO		806.314.194.534... 012



850

Lmm		10,0	10,0	10,0	10,0	10,0	10,0
REF	850						
ISO		806.104.199.524...		016	018	023	
		806.204.199.524...			018		
		806.314.199.524...	011	012	014	016	018 023
	850 SG						
		806.314.199.544...			016		
	850 G						
		806.314.199.534...		012	014	016	018 023
	850 F						
		806.314.199.514...		012	014	016	
	850 C						
		806.314.199.504...			016		


011 = max. 160 000 min⁻¹ 014 = max. 300 000 min⁻¹ 018 = max. 300 000 min⁻¹
 012 = max. 300 000 min⁻¹ 016 = max. 300 000 min⁻¹ 023 = max. 300 000 min⁻¹



850 SMF

Lmm		10,0
REF	850 S MF	
ISO		806.314.199.XXX... 011

011 = max. 160 000 min⁻¹



851

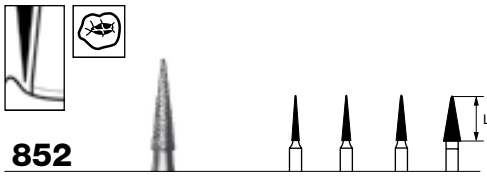
Lmm		8,0	8,0
REF	851		
ISO		806.314.219.524... 012	016

012 = max. 300 000 min⁻¹



Break off the lamina.
 Aufbrechen der Schmelzlamellen.

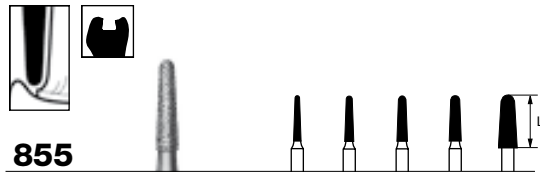
U = ISO 494 White ring · weißer Ring	ultra-fine · ultrafein	10 µm	- = ISO 524 without ring · ohne Ring	medium · mittel	105–120 µm
C = ISO 504 Yellow ring · gelber Ring	extra-fine · extrafein	25 µm	G = ISO 534 Green ring · grüner Ring	coarse · grob	126–150 µm
F = ISO 514 Red ring · roter Ring	fine · fein	46 µm	SG = ISO 544 Black ring · schwarzer Ring	super-coarse · supergrob	180 µm



852

Lmm		6,0	6,0	6,0	6,0
REF	852				
ISO	806.314.164.524...	012			
	852 G				
	806.314.164.534...		023		
	852 F				
	806.314.164.514...	012	014		
	852 C				
	806.314.164.504...	010	014		
	852 U				
	806.314.164.494...	010			

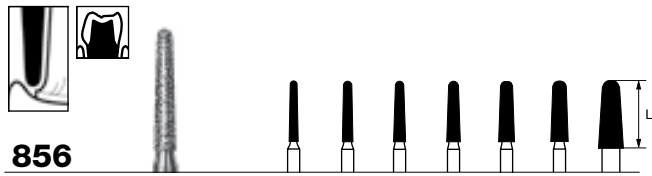
010 = max. 160 000 min⁻¹
 023 = max. 300 000 min⁻¹



855

Lmm		6,0	6,0	6,0	6,0	7,0
REF	855					
ISO	806.314.197.524...	010	012	014	016	025
	855 SG					
	806.314.197.544...					025
	855 G					
	806.314.197.534...		012		016	025
	855 F					
	806.314.197.514...	010				


010 = max. 160 000 min⁻¹
 025 = max. 160 000 min⁻¹



856

Lmm		8,0	8,0	8,0	8,0	8,0	8,0	9,0
REF	856							
ISO	806.104.198.524...				018			033
	806.314.198.524...	012	014	016	018	021		
	856 SG							
	806.314.198.544...		016	018	021	023		
	856 G							
	806.314.198.534...	012	014	016	018	021	023	
	856 F							
	806.314.198.514...	012	014	016	018	021	023	
	856 C							
	806.314.198.504...	012						


012 = max. 300 000 min⁻¹ 023 = max. 300 000 min⁻¹
 021 = max. 300 000 min⁻¹ 033 = max. 100 000 min⁻¹



856 P

Lmm		8,0	8,0
REF	856 P		
ISO	806.314.524...	018	021
	856 PG		
	806.314.534...	018	021
	856 PF		
	806.314.514...	018	021

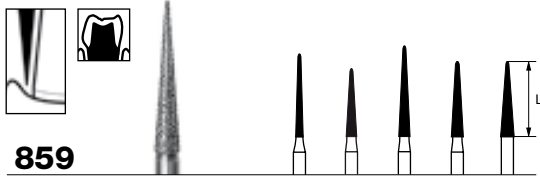
= max. 160 000 min⁻¹



858

Lmm		8,0	8,0
REF	858		
ISO	806.104.165.524...	014	
	806.314.165.524...	010	014
	858 G		
	806.314.165.534...		014
	858 F		
	806.314.165.514...	010	014
	858 C		
	806.314.165.504...	014	

010 = max. 300 000 min⁻¹
 014 = max. 300 000 min⁻¹



859

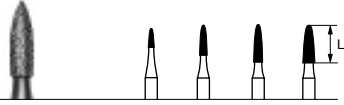
Lmm		11,0	9,0	12,0	10,0	10,0
REF	859					
ISO	806.104.166.524...					018
	806.314.166.524...		014			018
	806.314.167.524...	010			015	
	859 G					
	806.314.166.534...		014			018
	859 F					
	806.314.166.514...		014			018
	806.314.167.514...		010			
	859 C					
	806.314.166.504...	010	014		016	018
	859 U					
	806.314.166.494...		014			

010 = max. 300 000 min⁻¹ 016 = max. 300 000 min⁻¹
 014 = max. 300 000 min⁻¹ 018 = max. 300 000 min⁻¹
 015 = max. 160 000 min⁻¹

U = ISO 494 White ring · weißer Ring	ultra-fine · ultrafein	10 µm	- = ISO 524 without ring · ohne Ring	medium · mittel	105–120 µm
C = ISO 504 Yellow ring · gelber Ring	extra-fine · extrafein	25 µm	G = ISO 534 Green ring · grüner Ring	coarse · grob	126–150 µm
F = ISO 514 Red ring · roter Ring	fine · fein	46 µm	SG = ISO 544 Black ring · schwarzer Ring	super-coarse · supergrob	180 µm



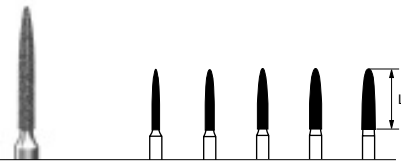
860



Lmm		2,5	4,0	5,0	5,0
REF	860				
ISO	806.314.245.524...	010	012	016	
	860 G				
	806.314.245.534...		012		
	860 F				
	806.314.245.514...		012		
	860 C				
	806.314.245.504...	009	010		



862

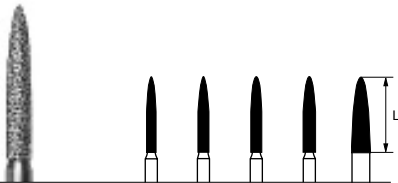


Lmm		8,0	8,0	8,0	8,0	8,0
REF	862					
ISO	806.104.249.524...		014	016	018	
	806.204.249.524...			014	016	
	806.314.249.524...	010	012	014	016	
	862 SG					
	806.314.249.544...		012			
	862 G					
	806.314.249.534...		012	014	016	
	862 F					
	806.204.249.514...		012			
	806.314.249.514...	010	012	014	016	
	862 C					
	806.204.249.504...			014		
	806.314.249.504...	010	012	014	016	
	862 U					
	806.314.249.494...		012			

010 = max. 300 000 min⁻¹ 012 = max. 100 000 min⁻¹
 012 = max. 300 000 min⁻¹



863



Lmm		10,0	10,0	10,0	10,0	10,0
REF	863					
ISO	806.104.250.524...	012		016		025
	806.204.250.524...			016		
	806.314.250.524...	012	014	016	018	
	863 G					
	806.314.250.534...	012	014	016	018	
	863 F					
	806.204.250.514...			016		
	806.314.250.514...	012	014	016		
	863 C					
	806.204.250.504...	012				
	806.314.250.504...	012		016		

012 = max. 300 000 min⁻¹ 016 = max. 100 000 min⁻¹
 014 = max. 300 000 min⁻¹
 016 = max. 300 000 min⁻¹




863 GK

Lmm		10,0
REF	863 GK C	
ISO	806.314.256.504...	012

012 = max. 300 000 min⁻¹



864



Lmm		12,0	12,0
REF	864		
ISO	806.314.251.524...	016	
	864 G		
	806.314.251.534...	016	018

016 = max. 160 000 min⁻¹
 018 = max. 160 000 min⁻¹

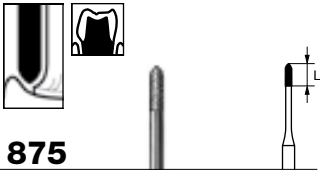


868

Lmm		8,0	8,0
REF	868		
ISO	806.314.223.524...	012	016
	868 F		
	806.314.223.514...	012	016

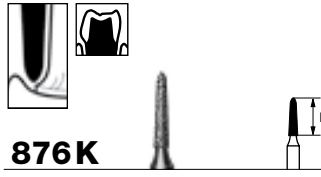
012 = max. 300 000 min⁻¹

U = ISO 494 White ring · weißer Ring	ultra-fine · ultrafein	10 µm	- = ISO 524 without ring · ohne Ring	medium · mittel	105–120 µm
C = ISO 504 Yellow ring · gelber Ring	extra-fine · extrafein	25 µm	G = ISO 534 Green ring · grüner Ring	coarse · grob	126–150 µm
F = ISO 514 Red ring · roter Ring	fine · fein	46 µm	SG = ISO 544 Black ring · schwarzer Ring	super-coarse · supergrob	180 µm



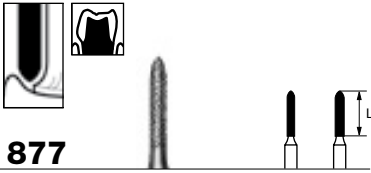
875

Lmm	3,0		
REF	875		
ISO	806.314.535.524... 009		
009 = max. 300 000 min ⁻¹			



876K

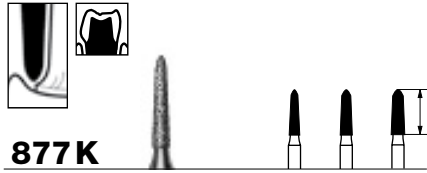
Lmm	5,0		
REF	876KG		
ISO	806.314.296.534... 012		



877

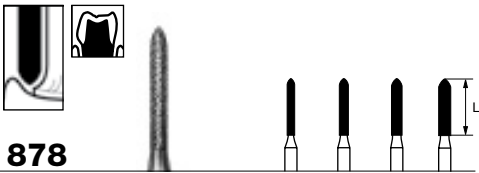
Lmm	6,0		6,0	
REF	877			
ISO	806.314.288.524... 010 012			
	877G			
	806.314.288.534... 010 012			
	877F			
	806.314.288.514... 012			

010 = max. 160 000 min⁻¹



877K

Lmm	6,0		6,0		6,0	
REF	877K					
ISO	806.314.297.524... 014					
	877KG					
	806.314.297.534... 014 016 018					

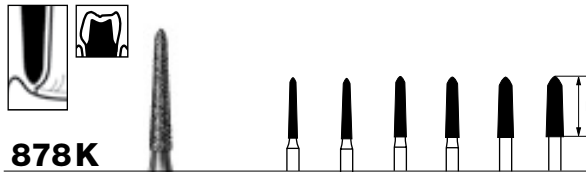


878

Lmm	8,0				8,0				8,0				8,0			
REF	878															
ISO	806.314.289.524... 010 012 014 016															
	878G															
	806.314.289.534... 010 012 014 016															
	878F															
	806.314.289.514... 010 012 014 016															

010 = max. 160 000 min⁻¹

012 = max. 300 000 min⁻¹




878K

Lmm	8,0				8,0				8,0				8,0				8,0			
REF	878K																			
ISO	806.314.298.524... 012 014 016 018 021																			
	878KSG																			
	806.314.298.544... 016																			
	878KG																			
	806.314.298.534... 012 014 016 018 021 023																			
	878KF																			
	806.314.298.514... 014 016																			

012 = max. 300 000 min⁻¹

023 = max. 300 000 min⁻¹

021 = max. 300 000 min⁻¹

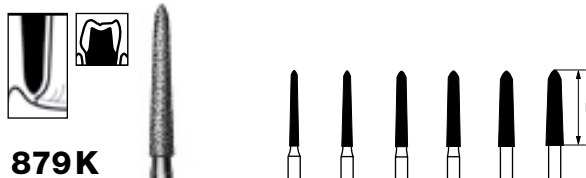


879

Lmm	10,0			10,0			10,0		
REF	879								
ISO	806.314.290.524... 012 014								
	879G								
	806.314.290.534... 012 014 016								
	879F								
	806.314.290.514... 012 014 016								
	879C								
	806.314.290.504... 012								

012 = max. 160 000 min⁻¹ 016 = max. 300 000 min⁻¹

014 = max. 300 000 min⁻¹



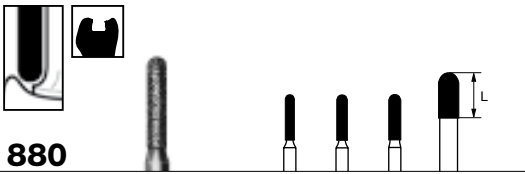
879K

Lmm	10,0			10,0			10,0			10,0			10,0			10,0		
REF	879K																	
ISO	806.314.299.524... 012 014 016 018 021																	
	879KG																	
	806.314.299.534... 012 014 016 018 021 023																	

012 = max. 300 000 min⁻¹ 016 = max. 300 000 min⁻¹ 021 = max. 300 000 min⁻¹

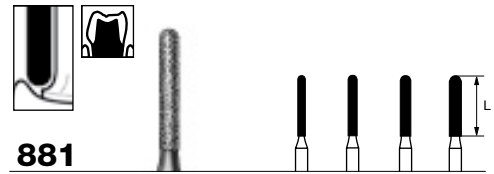
014 = max. 300 000 min⁻¹ 018 = max. 300 000 min⁻¹ 023 = max. 300 000 min⁻¹

U = ISO 494 White ring · weißer Ring	ultra-fine · ultrafein	10 µm	- = ISO 524 without ring · ohne Ring	medium · mittel	105–120 µm
C = ISO 504 Yellow ring · gelber Ring	extra-fine · extrafein	25 µm	G = ISO 534 Green ring · grüner Ring	coarse · grob	126–150 µm
F = ISO 514 Red ring · roter Ring	fine · fein	46 µm	SG = ISO 544 Black ring · schwarzer Ring	super-coarse · supergrob	180 µm



880

Lmm	6,0	6,0	6,0	6,0
REF	880			
ISO	806.104.140.524...	016	027	
	806.314.140.524...	012	014	016
	880 G			
	806.314.140.534...	012	014	
	880 F			
	806.314.140.514...	012		



881

Lmm	8,0	8,0	8,0	8,0
REF	881			
ISO	806.314.141.524...	010	012	014
	806.314.141.534...	012	014	016
	881 G			
	806.314.141.514...	010	012	014
	881 F			
	806.314.141.514...	010	012	014


010 = max. 160 000 min⁻¹
 012 = max. 300 000 min⁻¹



882

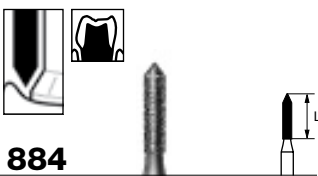
Lmm	10,0	10,0
REF	882	
ISO	806.314.142.524...	012 014
	882 F	
	806.314.142.514...	012 014

012 = max. 300 000 min⁻¹
 014 = max. 300 000 min⁻¹



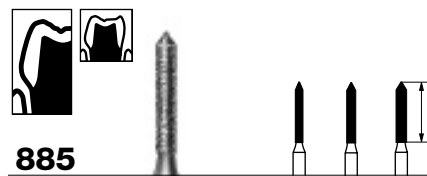
883

Lmm	3,0
REF	883 G
ISO	806.314.539.534... 010
	010 = max. 300 000 min ⁻¹



884

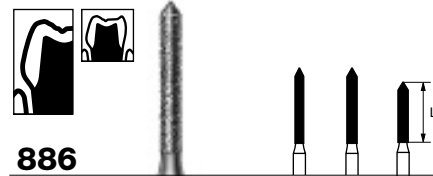
Lmm	6,0
REF	884
ISO	806.314.129.524... 012



885

Lmm	8,0	8,0	8,0
REF	885		
ISO	806.314.130.524...	012	014
	885 G		
	806.314.130.534...	012	014
	885 F		
	806.314.130.514...	010	012

010 = max. 160 000 min⁻¹
 012 = max. 300 000 min⁻¹



886

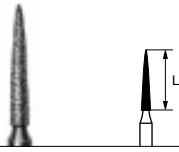
Lmm	10,0	10,0	10,0
REF	886		
ISO	806.314.131.524...	012	014
	806.314.131.534...	014	016
	886 G		
	806.314.131.514...	014	016
	886 F		
	806.314.131.514...	014	

012 = max. 300 000 min⁻¹
 014 = max. 300 000 min⁻¹
 016 = max. 300 000 min⁻¹

U = ISO 494 White ring · weißer Ring	ultra-fine · ultrafein	10 µm	- = ISO 524 without ring · ohne Ring	medium · mittel	105–120 µm
C = ISO 504 Yellow ring · gelber Ring	extra-fine · extrafein	25 µm	G = ISO 534 Green ring · grüner Ring	coarse · grob	126–150 µm
F = ISO 514 Red ring · roter Ring	fine · fein	46 µm	SG = ISO 544 Black ring · schwarzer Ring	super-coarse · supergrob	180 µm



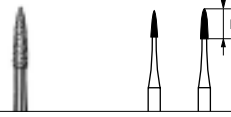
888



Lmm	8,0
REF	888
ISO	806.314.496.524... 012
012 = max. 300 000 min ⁻¹	



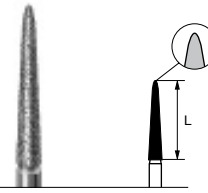
889



Lmm	3,5	4,0
REF	889	
ISO	806.314.540.524... 009	
	889 G	
	806.314.540.534... 009 010	
	889 F	
	806.314.540.514... 009 010	
009 = max. 300 000 min ⁻¹		
010 = max. 300 000 min ⁻¹		



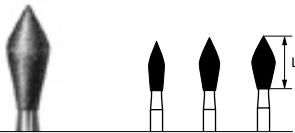
898



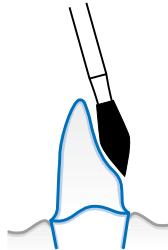
Lmm	10,5
REF	898
ISO	806.314.213.524... 016
016 = max. 300 000 min ⁻¹	



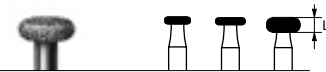
899



Lmm	6,5	7,0	7,0
REF	899		
ISO	806.314.033.524... 021 027 031		
	899 F		
	806.314.033.514... 021 027		
021 = max. 300 000 min ⁻¹			
027 = max. 160 000 min ⁻¹			
031 = max. 140 000 min ⁻¹			



909



Lmm	909	1,3	1,3	2,0
Lmm	909 G	1,45	1,45	1,45
REF	909			
ISO	806.314.068.524... 035 040			
	909 G			
	806.314.068.534... 035 040 045			
035 = max. 100 000 min ⁻¹				
040 = max. 100 000 min ⁻¹				
045 = max. 80 000 min ⁻¹				



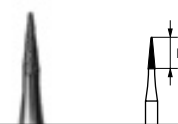
955



Lmm	3,0
REF	955 F
ISO	806.314.699.514... 008
	955 C
	806.314.699.504... 008
008 = max. 300 000 min ⁻¹	



956



Lmm	4,0
REF	956 F
ISO	806.314.159.514... 010
	956 C
	806.314.159.504... 010



972



Lmm	4,0
REF	972 C
ISO	806.314.XXX.504... 020



973

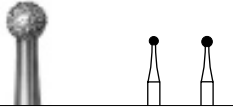
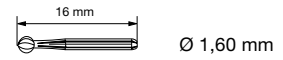


Lmm	4,7
REF	973 F
ISO	806.314.XXX.514... 021
	973 C
	806.314.XXX.504... 021

U = ISO 494 White ring · weißer Ring	ultra-fine · ultrafein	10 µm	- = ISO 524 without ring · ohne Ring	medium · mittel	105–120 µm
C = ISO 504 Yellow ring · gelber Ring	extra-fine · extrafein	25 µm	G = ISO 534 Green ring · grüner Ring	coarse · grob	126–150 µm
F = ISO 514 Red ring · roter Ring	fine · fein	46 µm	SG = ISO 544 Black ring · schwarzer Ring	super-coarse · supergrob	180 µm

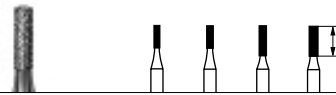
Diamond Instruments FG short Diamantinstrumente FG kurz

313 · FG short · FG kurz



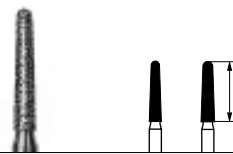
801

REF	801
ISO	806.313.001.524... 012 014
	801 G
	806.313.001.534... 014




835

L mm		3,0	3,0	4,0	4,0
REF	835				
ISO	806.313.107.524...	008	009	010	012



856


L mm		8,0	8,0
REF	856 G		
ISO	806.313.198.534...	016	018



878

L mm		8,0	8,0
REF	878		
ISO	806.313.289.524...	012	
	878 G		
	806.313.289.534...	012	014
	878 F		
	806.313.289.514...		014

012 = max. 300 000 min⁻¹



878K

L mm		8,0
REF	878K	
ISO	806.313.298.524...	016

U = ISO 494 White ring · weißer Ring	ultra-fine · ultrafein	10 µm	- = ISO 524 without ring · ohne Ring	medium · mittel	105–120 µm
C = ISO 504 Yellow ring · gelber Ring	extra-fine · extrafein	25 µm	G = ISO 534 Green ring · grüner Ring	coarse · grob	126–150 µm
F = ISO 514 Red ring · roter Ring	fine · fein	46 µm	SG = ISO 544 Black ring · schwarzer Ring	super-coarse · supergrob	180 µm

ZD Diamond abrasives

ZD-Zirkonschleifer

ZrO₂ – Diamond abrasives for work on zirconium oxide

The popularity of tooth coloured restorations is constantly on the increase. Zirconium oxide has proven to be the perfect material for this application due to its reliable and durable properties, however, the great hardness of this material makes it very difficult to grind with conventional instruments.

Thanks to a special bonding and specially chosen diamond grains, these abrasive instruments facilitate efficient material reduction while creating a perfect surface finish without dark friction marks.

For optimal results we recommend to use the instruments in the red contra-angle at an optimal speed of 160,000 rpm.

ZrO₂ – Diamantschleifer zur Zirkonbearbeitung

Zirkonoxid wird zu einem immer beliebteren Material für zahnfarbene Restaurationen. Es ist ein sehr zuverlässiger, langlebiger Werkstoff, der auf Grund seiner Härte aber schwer zu bearbeiten ist.

Mit den ZD-Diamanten stehen nun Spezialinstrumente zur Verfügung, die das Arbeiten auf Zirkonoxid erleichtern und effizienter machen. Durch eine spezielle Bindung und Diamantkornauswahl bieten die Schleifer eine hohe Abtragsleistung und erzielen gleichzeitig eine perfekte Oberfläche ohne dunkle Streifen durch zu hohe Reibung.

Bei Einsatz im roten Winkelstück und einer Drehzahl von 160.000 min⁻¹ erzielen die ZD-Schleifer optimale Ergebnisse.

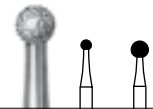


ZD379




REF			ZD379
ISO	806.314..... 023		

ZD801



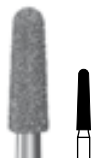
REF			ZD801
ISO	806.314..... 014 023		

ZD850



REF			ZD850
ISO	806.314..... 016		

ZD856



REF			ZD856
ISO	806.314..... 018		

ZD880CC



REF		ZD880CC
ISO	806.314..... 012	

ZD881



REF			ZD881
ISO	806.314..... 016		

Crown cutter
Kronentrenner

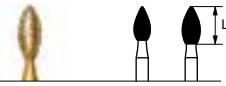
U =	ISO 494 White ring · weißer Ring	ultra-fine · ultrafein	10 µm	- = ISO 524 without ring · ohne Ring	medium · mittel	105–120 µm	
C =	ISO 504 Yellow ring · gelber Ring	extra-fine · extrafein	25 µm	G =	ISO 534 Green ring · grüner Ring	coarse · grob	126–150 µm
F =	ISO 514 Red ring · roter Ring	fine · fein	46 µm	SG =	ISO 544 Black ring · schwarzer Ring	super-coarse · supergrob	180 µm

Titanium Nitride (TiN) Coated Instruments

TiN Instrumente



T 368



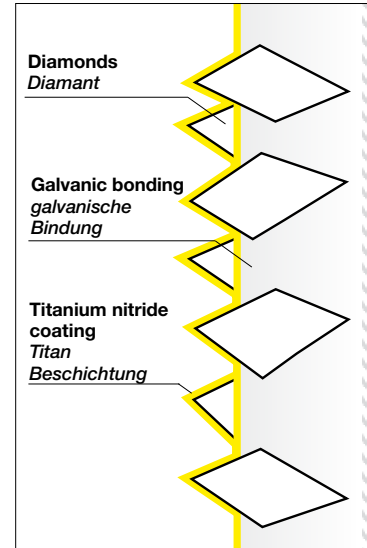
Lmm		2,2	5,0
REF	T 368		
ISO	806.314....524...		023
	T 368 G		
	806.314....534...	020	023
	T 368 F		
	806.314....514...		023



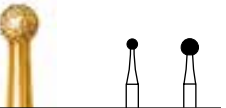
T 379



Lmm		4,2
REF	T 379	
ISO	806.314....524...	023
	T 379 G	
	806.314....534...	023
	T 379 F	
	806.314....514...	023



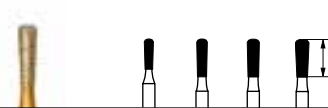
T 801



REF	T 801	
ISO	806.314....524...	014
	T 801 G	
	806.314....534...	014 023



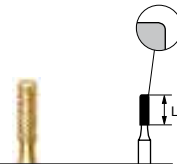
T 830 L



Lmm		4,0	5,0	5,0	5,0
REF	T 830 L				
ISO	806.314....524...	012	014		
	T 830 L G				
	806.314....534...	012	014	016	018



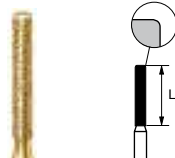
T 835 KR



Lmm		4,0
REF	T 835 KR	
ISO	806.314....524...	012
	T 835 KR G	
	806.314....534...	012




T 837 KR



Lmm		8,0
REF	T 837 KR	
ISO	806.314....524...	014
	T 837 KR G	
	806.314....534...	014




T 847



Lmm		8,0
REF	T 847 G	
ISO	806.314....534...	016




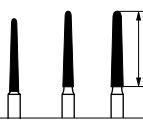
T 848



Lmm		10,0
REF	T 848 G	
ISO	806.314....534...	018


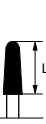
018 = max. 160 000 min⁻¹

U = ISO 494 White ring · weißer Ring	ultra-fine · ultrafein	10 µm	- = ISO 524 without ring · ohne Ring	medium · mittel	105–120 µm
C = ISO 504 Yellow ring · gelber Ring	extra-fine · extrafein	25 µm	G = ISO 534 Green ring · grüner Ring	coarse · grob	126–150 µm
F = ISO 514 Red ring · roter Ring	fine · fein	46 µm	SG = ISO 544 Black ring · schwarzer Ring	super-coarse · supergrob	180 µm


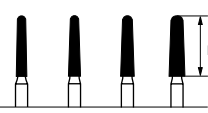
T 850

Lmm		10,0	10,0	10,0
REF	T 850			
ISO	806.314....524...	012	014	
	T 850 G			
	806.314....534...	012	014	016
	T 850 F			
	806.314....514...	012		


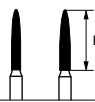
T 855

Lmm		7,0
REF	T 855 G	
ISO	806.314....534...	025


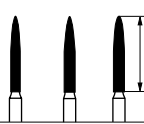
T 856

Lmm		8,0	8,0	8,0	8,0
REF	T 856				
ISO	806.314....524...	016	018		
	T 856 G				
	806.314....534...	014	016	018	021
	T 856 F				
	806.314....514...		018		


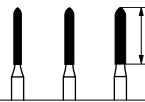
T 862

Lmm		8,0	8,0
REF	T 862 G		
ISO	806.314....534...	012	014


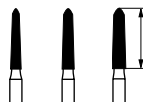
T 863

Lmm		10,0	10,0	10,0
REF	T 863 G			
ISO	806.314....534...	012	014	016
	T 863 F			
	806.314....514...	012		


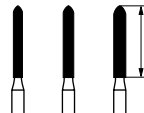
T 878

Lmm		8,0	8,0	8,0
REF	T 878			
ISO	806.314....524...	012	014	
	T 878 G			
	806.314....534...	010	012	014


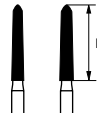
T 878K

Lmm		8,0	8,0	8,0
REF	T 878K			
ISO	806.314....524...			018
	T 878K G			
	806.314....534...	014	016	018



T 879

Lmm		10,0	10,0	10,0
REF	T 879			
ISO	806.314....524...	014	016	
	T 879 G			
	806.314....534...	012	014	016
	T 879 F			
	806.314....514...	012	014	016


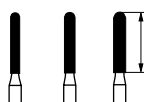
T 879K

Lmm		10,0	10,0
REF	T 879K G		
ISO	806.314....534...	016	018

T 880

Lmm		6,0	6,0
REF	T 880 G		
ISO	806.314....534...	012	014

T 881

Lmm		8,0	8,0	8,0
REF	T 881			
ISO	806.314....524...	012		
	T 881 G			
	806.314....534...	012	014	016
	T 881 F			
	806.314....514...		014	016

U = □ ISO 494 White ring · weißer Ring	ultra-fine · ultrafein	10 µm	- = ISO 524 without ring · ohne Ring	medium · mittel	105–120 µm
C = ■ ISO 504 Yellow ring · gelber Ring	extra-fine · extrafein	25 µm	G = ■ ISO 534 Green ring · grüner Ring	coarse · grob	126–150 µm
F = ■ ISO 514 Red ring · roter Ring	fine · fein	46 µm	SG = ■ ISO 544 Black ring · schwarzer Ring	super-coarse · supergrob	180 µm

Micropreparation Mikropräparation



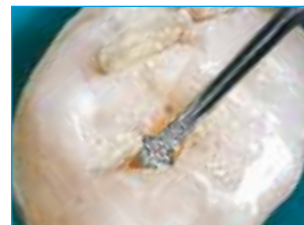
① Initial situation:
Undermining fissure caries and proximal caries
Ausgangssituation: Unterminierende Fissuren- und Approximalkaries



② Minimally invasive opening and detection of the size of the carious defect with instrument 889B.007
Minimalinvasive Eröffnung und Darstellung der Größe des kariösen Defektes mit dem Instrumentenkopf 889B.007




③ Excavation of minimally undermining fissure caries with the pear-shaped instrument 830RB.009
Ausräumung von minimal unterminierender Karies im Bereich der Fissuren mit der Birnenform 830RB.009



④ Optimal vision even in deep areas due to the extremely thin instrument necks permitting good flow of coolant. Preparation with instrument 953B.014
Ausgezeichnete Sicht auch in tief untersichgehende Bereiche. Damit verbunden ist ein leichter Zufluss von Kühlflüssigkeit 953B.014




⑤ Aesthetic and anatomically perfect composite restoration
Ästhetisch und anatomisch natürlich wirkende Composite-Restaurationen



830 B
830 BF

Lmm 2,7


REF	830 B
ISO	806.314.524... 012
	830 BF
	806.314.514... 012



830 RB
830 RBF

Lmm 2,7


REF	830 RB
ISO	806.314.524... 009
	830 RBF
	806.314.514... 009



838 B
838 BF

Lmm 2,7


REF	838 B
ISO	806.314.524... 007
	838 BF
	806.314.514... 007



889 B
889 BF

Lmm 2,7


REF	889 B
ISO	806.314.524... 007
	889 BF
	806.314.514... 007



953 AB
953 ABF

Lmm 2,5

REF	953 AB
ISO	806.314.524... 014
	953 ABF
	806.314.514... 014



953 B

Lmm 2,0

REF	953 B
ISO	806.314.524... 014

U = □ ISO 494 White ring · weißer Ring	ultra-fine · ultrafein	10 µm	- = ISO 524 without ring · ohne Ring	medium · mittel	105–120 µm
C = □ ISO 504 Yellow ring · gelber Ring	extra-fine · extrafein	25 µm	G = □ ISO 534 Green ring · grüner Ring	coarse · grob	126–150 µm
F = □ ISO 514 Red ring · roter Ring	fine · fein	46 µm	SG = □ ISO 544 Black ring · schwarzer Ring	super-coarse · supergrob	180 µm

InteC Instruments

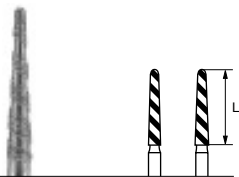
InteC Instrumente

super-coarse · 180 µm
 supergrob · 180 µm



i368

Lmm	4,5
REF	■ i368 SG
ISO	806.314... .544... 018
023 = max. 300 000 min ⁻¹	



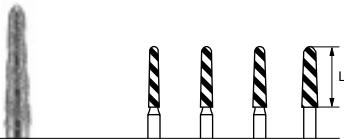
i850

Lmm	10,0	10,0
REF	■ i850 SG	
ISO	806.314... .544... 016 018	
016 = max. 300 000 min ⁻¹		
018 = max. 300 000 min ⁻¹		



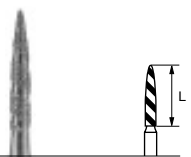
i855

Lmm	6,0
REF	■ i855 SG
ISO	806.314... .544... 016



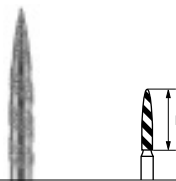
i856

Lmm	8,0	8,0	8,0	8,0
REF	■ i856 SG			
ISO	806.314... .544... 014 016 018 021			
021 = max. 160 000 min ⁻¹				




i862

Lmm	8,0
REF	■ i862 SG
ISO	806.314... .544... 014




i863

Lmm	10,0
REF	■ i863 SG
ISO	806.314... .544... 014
014 = max. 300 000 min ⁻¹	



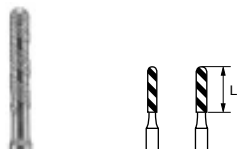
i878

Lmm	8,0	8,0
REF	■ i878 SG	
ISO	806.314... .544... 012 014	
012 = max. 300 000 min ⁻¹		



i879

Lmm	10,0	10,0	10,0
REF	■ i879 SG		
ISO	806.314... .544... 012 014 016		
012 = max. 160 000 min ⁻¹ 016 = max. 300 000 min ⁻¹			
014 = max. 300 000 min ⁻¹			



i880

Lmm	7,0	7,0
REF	■ i880 SG	
ISO	806.314... .544... 012 014	

U = ISO 494 White ring · weißer Ring	ultra-fine · ultrafein	10 µm	- = ISO 524 without ring · ohne Ring	medium · mittel	105–120 µm
C = ISO 504 Yellow ring · gelber Ring	extra-fine · extrafein	25 µm	G = ISO 534 Green ring · grüner Ring	coarse · grob	126–150 µm
F = ISO 514 Red ring · roter Ring	fine · fein	46 µm	SG = ISO 544 Black ring · schwarzer Ring	super-coarse · supergrob	180 µm

Diamond Finishing Strips

Diamantstreifen

SD25F
SD25M
SD25G



Bmm 2,5

REF	SD25F	SD25M	SD25G
Grit · Körnung	fine · fein	medium · mittel	coarse · grob
Thickness · Stärke	0,08 mm	0,10 mm	0,13 mm
Length · Länge	148 mm	148 mm	148 mm



SD37F
SD37M
SD37G



Bmm 3,7

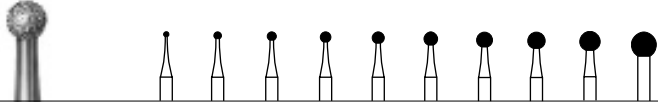
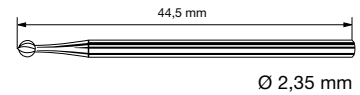
REF	SD37F	SD37M	SD37G
Grit · Körnung	fine · fein	medium · mittel	coarse · grob
Thickness · Stärke	0,08 mm	0,10 mm	0,13 mm
Length · Länge	148 mm	148 mm	148 mm

U = □ ISO 494 White ring · weißer Ring	ultra-fine · ultrafein	10 µm	- = ISO 524 without ring · ohne Ring	medium · mittel	105-120 µm
C = □ ISO 504 Yellow ring · gelber Ring	extra-fine · extrafein	25 µm	G = ■ ISO 534 Green ring · grüner Ring	coarse · grob	126-150 µm
F = ■ ISO 514 Red ring · roter Ring	fine · fein	46 µm	SG = ■ ISO 544 Black ring · schwarzer Ring	super-coarse · supergrob	180 µm

Diamond tools for laboratory application

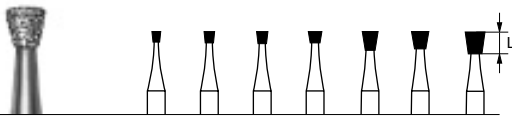
Diamantwerkzeuge für das Dentallabor

104 · Handpiece · Handstück



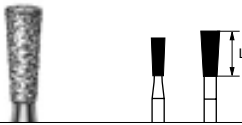
801

REF	801
ISO	806.104.001.524... 008 010 012 014 016 018 021 023 027 033
	023 = max. 300 000 min ⁻¹ 033 = max. 120 000 min ⁻¹



805

Lmm		1,5	1,5	1,5	2,3	2,5	2,5	3,0
REF	805							
ISO	806.104.010.524...	012	014	016	018	021	025	027
		025 = max. 160 000 min ⁻¹						



807

Lmm		5,0	6,0
REF	807		
ISO	806.104.225.524...	018	025



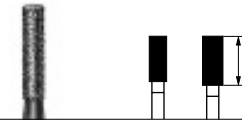
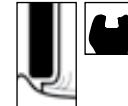
825

REF	825
ISO	806.104.304.524... 023
	023 = max. 300 000 min ⁻¹



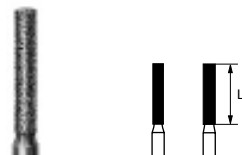
835

Lmm		4,0
REF	835	
ISO	806.104.107.524...	010



836

Lmm		6,0	6,5
REF	836		
ISO	806.104.110.524...	023	027
		027 = max. 160 000 min ⁻¹	



837

Lmm		8,0	8,0
REF	837		
ISO	806.104.111.524...	014	016




842 R

Lmm		12,0
REF	842 R	
ISO	806.104.143.524...	018


U = ISO 494 White ring · weißer Ring	ultra-fine · ultrafein	10 µm	- = ISO 524 without ring · ohne Ring	medium · mittel	105–120 µm
C = ISO 504 Yellow ring · gelber Ring	extra-fine · extrafein	25 µm	G = ISO 534 Green ring · grüner Ring	coarse · grob	126–150 µm
F = ISO 514 Red ring · roter Ring	fine · fein	46 µm	SG = ISO 544 Black ring · schwarzer Ring	super-coarse · supergrob	180 µm


847

Lmm 8,0
REF 847
ISO 806.104.172.524... 023
 023 = \odot max. 300 000 min⁻¹


848

Lmm 10,0 9,0
REF 848
ISO 806.104.173.524... 016 023
 023 = \odot max. 300 000 min⁻¹


850

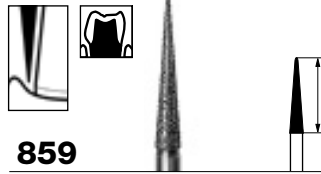
Lmm 10,0 10,0 10,0
REF 850
ISO 806.104.199.524... 016 018 023
 016 = \odot max. 300 000 min⁻¹ 023 = \odot max. 300 000 min⁻¹
 018 = \odot max. 300 000 min⁻¹


856

Lmm 8,0 9,0
REF 856
ISO 806.104.198.524... 018 033
 033 = \odot max. 300 000 min⁻¹


858

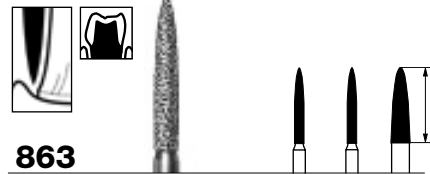
Lmm 8,0
REF 858
ISO 806.104.165.524... 014
 014 = \odot max. 300 000 min⁻¹


859

Lmm 10,0
REF 859
ISO 806.104.166.524... 018
 018 = \odot max. 300 000 min⁻¹


862

Lmm 8,0 8,0
REF 862
ISO 806.104.249.524... 016 018


863

Lmm 10,0 10,0 10,0
REF 863
ISO 806.104.250.524... 012 016 025


880

Lmm 6,0 6,0
REF 880
ISO 806.104.140.524... 016 027


896

Lmm 12,0
REF 896
ISO 806.104.260.524... 060
 060 = \odot max. 50 000 min⁻¹

U = ISO 494 White ring · weißer Ring	ultra-fine · ultrafein	10 µm	- = ISO 524 without ring · ohne Ring	medium · mittel	105–120 µm
C = ISO 504 Yellow ring · gelber Ring	extra-fine · extrafein	25 µm	G = ISO 534 Green ring · grüner Ring	coarse · grob	126–150 µm
F = ISO 514 Red ring · roter Ring	fine · fein	46 µm	SG = ISO 544 Black ring · schwarzer Ring	super-coarse · supergrob	180 µm

Sintered Diamonds

Sinter-Diamantschleifer



7801



REF	7801
ISO	807.104.001.524... 018

max. 100 000 min⁻¹



7805
76805

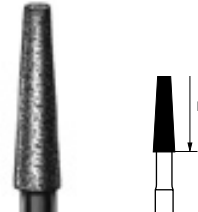


Lmm	0,9	1,5
REF	7805	
ISO	807.104.014.524... 018 029	
	76805	
	807.104.014.534... 018 029	

max. 100 000 min⁻¹



7848




Lmm	12,0
REF	7848
ISO	807.104.174.524... 029

max. 100 000 min⁻¹



7856
76856




Lmm	8,0	9,5
REF	7856	
ISO	807.104.198.524... 029	
	76856	
	807.104.198.534... 033	

max. 100 000 min⁻¹



76859




Lmm	9,0
REF	76859
ISO	807.104.166.534... 029

max. 100 000 min⁻¹



7862



Lmm	8,0
REF	7862
ISO	807.104.243.524... 029

max. 100 000 min⁻¹



76881

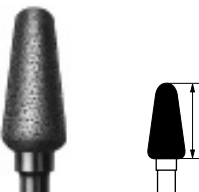


Lmm	8,0
REF	76881
ISO	807.104.141.534... 029

max. 100 000 min⁻¹



76351




Lmm	10,0
REF	76351
ISO	807.104.263.534... 050

050 = max. 80 000 min⁻¹



76251



Lmm	13,0
REF	76251
ISO	807.104.274.534... 060

060 = max. 50 000 min⁻¹




75251



Lmm	8,0
REF	75251
ISO	807.104.274.534... 060

060 = max. 50 000 min⁻¹



S1000

REF S1000

Cleaning stone for diamonds | Reinigungsstein für Diamanten

U = ISO 494 White ring · weißer Ring	ultra-fine · ultrafein	10 µm	- = ISO 524 without ring · ohne Ring	medium · mittel	105–120 µm
C = ISO 504 Yellow ring · gelber Ring	extra-fine · extrafein	25 µm	G = ISO 534 Green ring · grüner Ring	coarse · grob	126–150 µm
F = ISO 514 Red ring · roter Ring	fine · fein	46 µm	SG = ISO 544 Black ring · schwarzer Ring	super-coarse · supergrob	180 µm

Diamond Discs

Diamantsscheiben

Diamond disc with continuous diamond-coated periphery and round perforations

- good vision
- *Diamantscheibe mit durchgehendem kreisrunden Umfangsprofil und kreisrunden Perforationen*
- gute Durchsicht



Rigid · starr

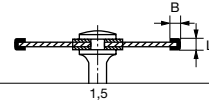
coated on both sides · beidseitig belegt

for ceramics

- separating and grinding on both sides
- good vision

für Keramik

- zum beidseitigen Trennen und Schleifen
- freie Sicht auf das Arbeitsfeld



910P

Bmm					
REF	910P			medium · mittel	
ISO	L mm 0,60	806.104.332.524...		220	
220 = \varnothing max. 20000 min ⁻¹					

Diamond discs with continuous diamond-coated periphery

Diamantscheiben mit durchgehendem kreisrunden Umfangsprofil



Hyperflexible · hyperflexibel

coated on both sides · beidseitig belegt

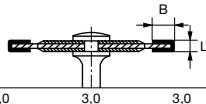
for ceramics

- initial separating and contouring

für Keramik

- zum Vorseparieren und Konturieren

911HF 911HC



Bmm			2,0	3,0	3,0
REF	911HF			fine · fein	
ISO	L mm 0,17	806.104.355.514...	180	200	220
	911HC			extra fine · extrafein	
	L mm 0,10	806.104.355.504...	180	200	220
180 = \varnothing max. 25000 min ⁻¹ 200 = \varnothing max. 20000 min ⁻¹ 220 = \varnothing max. 20000 min ⁻¹					

Diamond discs with continuous diamond-coated periphery

Diamantscheiben mit durchgehendem kreisrunden Umfangsprofil



Hyperflexible · hyperflexibel

coated on the lower side · hinten belegt

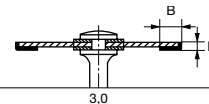
for ceramics

- initial separating and contouring

für Keramik

- zum Vorseparieren und Konturieren

911HHF




Bmm					
REF	911HHF			fine · fein	
ISO	L mm 0,15	806.104.356.514...		220	
220 = \varnothing max. 20000 min ⁻¹					

Diamond discs with oval perforations

- good vision
- optimal flexibility

Diamantscheiben mit ovalen Perforationen

- große Durchsicht
- gute Flexibilität



Hyperflexible · hyperflexibel

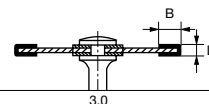
coated on both sides · beidseitig belegt

for ceramics and acrylic veneers

- initial separating and contouring

für Keramik und Kunststoffverblendungen

- zum Vorseparieren und Konturieren



911HPC


Bmm					
REF	911HPC			extra fine · extrafein	
ISO	L mm 0,15	806.104.317.504...		220	
220 = \varnothing max. 20000 min ⁻¹					



REF 911HC.104.220


Diamond discs coated on both sides

Diamantscheiben (beidseitig belegt) vorn oder hinten schleifend



Diamond discs coated on both sides with round perforations

Diamantscheiben beidseitig belegt vorn oder hinten schleifend mit kreisrunden Perforationen



Flexible · flexibel

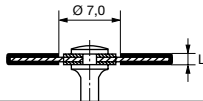
coated on both sides · *beidseitig belegt*

for ceramics

- separating and rough contouring

für Keramik

- zum Trennen und groben Konturieren



Flexible · flexibel

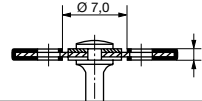
coated on both sides · *beidseitig belegt*

for ceramics

- rough grinding and separating
- contouring

für Keramik

- zum groben Vorschleifen und Trennen
- zum Konturieren



918BF

REF	918BF	fine · fein
ISO	L mm 0,30 806.104.345.514...	200 220
200 = ⚙ max. 20.000 min ⁻¹ 220 = ⚙ max. 25.000 min ⁻¹		

918PB

REF	918PB	fine · fein
ISO	L mm 0,30 806.104.350.524...	220
	918PBF	fine · fein
	L mm 0,30 806.104.350.514...	220
220 = ⚙ max. 25.000 min ⁻¹		

Diamond discs with serrations with a special angle for working on ceramics

These serrations assure

- minimal heat generation
- optimal chip removal
- high cutting efficiency

Diamantscheiben mit schräg gezahnten Ausschnitten zur Bearbeitung von Keramik

Die schräge Verzahnung bewirkt

- geringe Wärmeentwicklung
- bessere Spanabfuhr
- höhere Schneidleistung



Diamond disc with continuous diamond-interspersed periphery

Diamantscheibe mit durchgehendem kreisrunden Umfangsprofil (Rand durchsetzt)



Flexible · flexibel

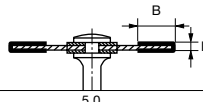
coated on both sides · *beidseitig belegt*

for ceramics

- separating

für Keramik

- zum Separieren



Flexible · flexibel

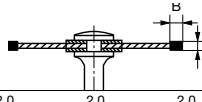
coated on both sides · *beidseitig belegt*

for ceramics

- initial separating and trimming

für Keramik

- zum Vorseparieren und Ausarbeiten



937F

Bmm	5,0	fine · fein
REF	937F	
ISO	L mm 0,25 806.104.514...	200
200 = ⚙ max. 20.000 min ⁻¹		

clockwise rotation only · *nur rechtsdrehend einsetzen*

942F

Bmm	2,0 2,0 2,0	fine · fein
REF	942F	
ISO	L mm 0,17 806.104.395.514...	140 200 220
140 = ⚙ max. 25.000 min ⁻¹ 200 = ⚙ max. 25.000 min ⁻¹ 220 = ⚙ max. 20.000 min ⁻¹		



REF 918PB.104.220

Miniature · Miniatur

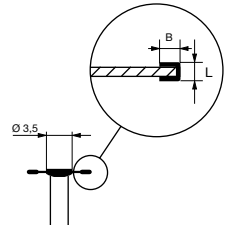
coated on both sides · beidseitig belegt

for ceramics

- fine separating,
- shaping in the interdental area
- use disc-guard

für Keramik

- zum feinen Separieren,
- Gestalten im Interdentalbereich
- Scheibenschutz verwenden



943C

Bmm			1,0	1,0	1,0
REF	943C		extra fine · extrafein		
ISO	Lmm 0,15	806.104.361.504...	065	080	100
	Lmm 0,15	806.204.361.504...		080	100

065 = max. 40 000 min⁻¹ 080 = max. 35 000 min⁻¹ 100 = max. 30 000 min⁻¹

**Miniature diamond discs
for working on ceramics**

- due to the small diameter the risk of exposure of the framework is reduced to a minimum
- for trimming acrylate and veneer work as well as temporary appliances without separating the material

*Miniatur-Diamantscheiben
zur Bearbeitung von Keramik*

- der kleine Durchmesser reduziert die Gefahr der Freilegung des Gerüsts auf ein Minimum
- zum Ausarbeiten von Acrylat- und Verblendarbeiten wie auch von Provisorien ohne die Gefahr der Durchtrennung



Miniature · Miniatur

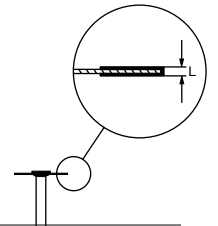
coated on both sides · beidseitig belegt

for ceramics

- fine separating

für Keramik

- zum feinen Separieren



945BC

REF	945BC		extra fine · extrafein	
ISO	Lmm 0,15	806.104.362.504...	100	

100 = max. 30 000 min⁻¹

Diamond disc with slots featuring a special angle

Diamantscheibe mit schräg geschlitzten Perforationen



Diamond disc with curved perforations

- for avoiding grinding facets
- good vision
- improved flexibility
- for contouring and separating of ceramic veneers



Diamantscheibe mit bogenförmigen Perforationen

- Vermeidung von Schleiffacetten
- große Durchsicht
- verbesserte Flexibilität
- zum Konturieren und Separieren von Keramikverblendungen

Flexible · flexibel

coated on both sides · beidseitig belegt

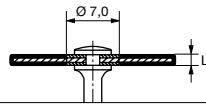
for ceramics

- rough separating and contouring

für Keramik

- zum groben Separieren und Konturieren

982 F



Hyperflexible · hyperflexibel

coated on both sides · beidseitig belegt

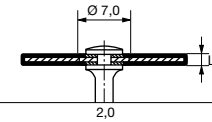
for ceramics

- fine separating and contouring

für Keramik

- zum feinen Separieren und Konturieren

983 C



Bmm

REF **983 C** medium · mittel extra fine · extrafein


ISO L mm 0,25 806.104.389.514... **220**

220 = max. 25 000 min⁻¹

clockwise rotation only · nur rechtsdrehend einsetzen


Spiral Reinforced Meshed Disc

Spiralverstärkte Netzscheibe



Spiral Reinforced Meshed Disc

Spiralverstärkte Netzscheibe



Flexible · flexibel

coated on both sides · beidseitig belegt

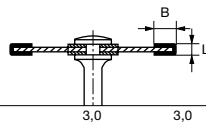
for ceramics and plastics

- rough separating and contouring

für Keramik und Kunststoff

- zum groben Separieren und Konturieren

990



990

Flexible · flexibel

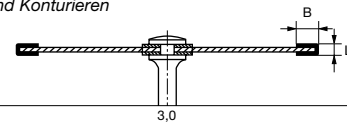
coated on both sides · beidseitig belegt

for plaster

- rough separating and contouring

für Gips

- zum groben Separieren und Konturieren



Bmm









REF **990** medium · mittel

ISO L mm 0,27 806.104. ... **180** **220**



180 = max. 25 000 min⁻¹ 220 = max. 20 000 min⁻¹

400 = max. 15 000 min⁻¹


Burs | Bohrer

			
Round <i>Rund</i>	Pear <i>Birne</i>	Cylinder round <i>Zylinder rund</i>	Tapered round <i>Konisch rund</i>
34, 35	36	36, 37	36, 37
			
Inverted cone <i>Umgekehrter Kegel</i>	Cylinder <i>Zylinder</i>	Tapered <i>Konisch</i>	Cylinder, end cutting only <i>Zylinder, Stirn schneidend</i>
35	36, 37	36, 37	37

Crown Cutters | Kronentrenner

	
Cylinder round <i>Zylinder rund</i>	Tapered round <i>Konisch rund</i>
38	38, 39













Amalgam Remover | Amalgamentferner


Cylinder round <i>Zylinder rund</i>
40

Adhesive Remover | Klebstoffentferner


Cylinder round <i>Zylinder rund</i>
40 – 41

Finishing Instruments | Finierer






				
Round <i>Rund</i>	Flame <i>Flamme</i>	Tapered round <i>Konisch rund</i>	Egg <i>Ei</i>	B Finishing Instruments <i>B Finierer</i>
42	42	43	44	45
				
Bud <i>Knospe</i>	Pointed <i>Spitz</i>	Torpedo <i>Torpedo</i>	Grenade <i>Granate</i>	
42	42	42–43	44	
				
Pear <i>Birne</i>	Needle-shaped <i>Nadelform</i>	Torpedo tapered <i>Torpedo konisch</i>		
42	43	43–44		

Intra-oral Work on titanium | Intraorale Titanbearbeitung



46

Surgical Instruments | Chirurgische Instrumente

				
Round <i>Rund</i>	Cylinder <i>Zylinder</i>	Tapered <i>Konisch</i>	Tapered round <i>Konisch rund</i>	Bone Cutter <i>Knochenfräser</i>
47	47	47	47	48

Tungsten Carbide Cutters | Hartmetallfräser



49 – 63

Auxiliaries | Zubehör


63

Milling technique | Frästechnik



64 – 65

Please note that the various instruments within each product group (e.g. tungsten carbide burs, carbide finishers or surgical instruments) are sorted by their reference number in ascending order. For carbide cutters, however, please note that in the first instance they are additionally sorted by their field of application in ascending order (e.g. AX: Acrylics or CX: Dry Plaster) and then by their reference number in ascending order (e.g. CC71MX, CC72MX, CC73MX, etc.).

Bitte beachten Sie, dass die Instrumente innerhalb jeder Produktgruppe (z.B. Hartmetallbohrer, -Finierer oder Chirurgische Instrumente) aufsteigend nach Referenznummer sortiert sind. Hartmetallfräser sind zudem übergeordnet nach ihrem Anwendungsgebiet aufsteigend sortiert (z.B. AX: Prothesenkunststoffe oder CX: trockene Gipse). Darunter erfolgt die Sortierung aufsteigend nach der Referenznummer (z.B. CC71MX, CC72MX, CC73MX, etc.).

TCB1SNX

Tungsten carbide round bur

Rosenbohrer aus Hartmetall



The TiN coated round burs provided by D+Z are distinguished by their particularly stable and functional construction.

Apart from its special TiN coating the instruments feature a particularly slim neck which allows minimally preparations.

Using state-of-the-art production technologies, an instrument with a unique hybrid toothing was developed to guarantee fast, yet gentle and conservative excavations. Two different types of toothing on one bur head combine dental functionality with high treatment comfort.

The round shape and the sharp tip transversing blade allow quick and conservative excavating. Thanks to the staggered toothing on the lateral surface of the instrument, vibrations are largely reduced for greater comfort, to the benefit of both dentist and patient.

Advantages at a glance:

- High-quality refined thanks to TiN coating
- Optimum concentricity
- Fast excavations thanks to the newly developed blade geometry
- Low vibration
- Minimum contact pressure
- Black colour code for ease of identification

Die Rosenbohrer mit TiN-Beschichtung von D+Z zeichnen sich durch eine besonders stabile und funktionelle Konstruktion aus.

Neben ihrer speziellen TiN-Beschichtung haben die Instrumente einen besonders schlanken Hals für eine schonende Präparation.

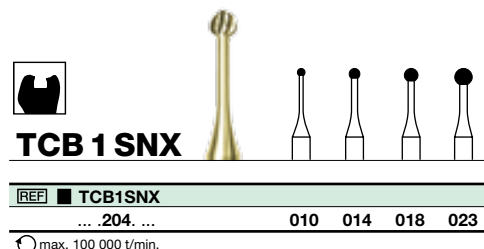
Hier wurde ein Instrument mit einer einzigartigen hybriden Verzahnung nach neuesten Produktionstechnologien entwickelt, um eine gleichzeitig schnelle und schonende Exkavation zu ermöglichen.

Zwei unterschiedliche Verzahnungen auf einem Arbeitsteil vereinen Funktionalität mit einem hohen Behandlungskomfort.

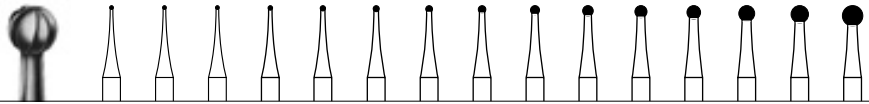
Dank seiner runden Form und der scharfen Übergangsschneide ermöglicht das Instrument ein schnelles und schonendes Exkavieren. Durch die Kreuzverzahnung auf der Außenseite des Arbeitsteils arbeitet das Instrument besonders vibrationsarm und erhöht somit den Behandlungskomfort für den Zahnarzt und Patienten.

Vorteile auf einem Blick:

- Hochwertig veredelt dank TiN-Beschichtung
- Optimaler Rundlauf
- Ermöglicht ein schnelles Exkavieren dank der neu entwickelten Schneidengeometrie
- Vibrationsarm
- Minimaler Anpressdruck
- Schwarze Farbmarkierung für eine leichte Identifizierung



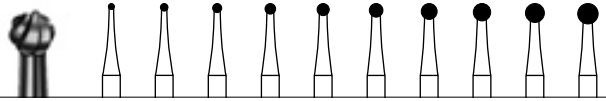
Burs Bohrer



CB 1

US No.	1/4	1/2	-	1	-	2	3	4	5	6	7	8				
REF	CB 1															
ISO	500.104.001.001...	003	004	005	006	007	008	009	010	012	014	016	018	021	023	027
	500.204.001.001...		005	006	007	008	009		010	012	014	016	018	021	023	027
	500.205.001.001...								010	012	014	016	018		023	
	500.314.001.001...		005	006		008	009	010	012	014	016	018	021	023		

021 = max. 300 000 min⁻¹ 023 = max. 300 000 min⁻¹



CB 1 S

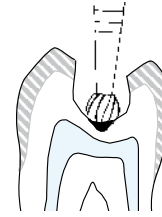
REF	CB 1 S															
ISO	500.104.001.003...				014		018		023							
	500.204.001.003...	008	010	012	014	016	018	021	023	025	027					
	500.205.001.003...		010		014		018		023		027					
	500.314.001.003...	008	010	012	014	016	018	021	023							

023 = max. 300 000 min⁻¹

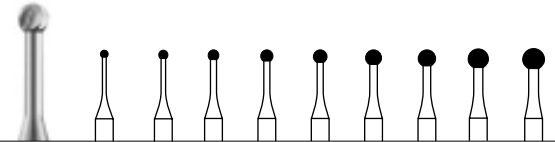


Cross-section of the CB1S
Querschnitt CB1S

Cross-section of the CB1SX
Querschnitt CB1SX



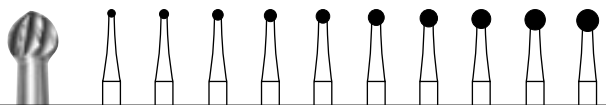
Excavating with the CB1S/CB1SX
Exkavieren mit dem CB1S/CB1SX



CB 1 SN

REF	CB 1 SN									
ISO	500.204.001.003...	010	012	014	016	018	021	023	027	029
	500.205.001.003...	010		014		018		023		

max. 100 000 min⁻¹



CB 1 SX

REF	CB 1 SX										
ISO	500.204.001.XXX...	010	012	014	016	018	021	023	025	027	029

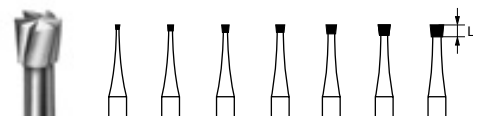


CB 2

L mm		0,5	0,9	1,1	1,2	1,4	1,6	1,8
US No.		33 1/2	34	35	36	37	38	
REF	CB 2							
ISO	500.204.010.001...	008	010	012	014	016	018	
	500.314.010.001...	006	008	010	012	014	016	018

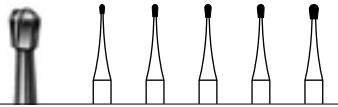


Laboratory Labor



CB 30

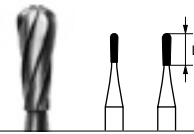
L mm		0,5	0,9	1,1	1,2	1,4	1,6	1,8
US No.		L33 1/2	L34	L35	L36	L37	L38	L39
REF	CB 30							
ISO	500.104.010.175...	006	008	010	012	014	016	018



CB 7

L mm	1,2	1,6	1,7	1,7	1,8
US No.	329	330	-	331	332

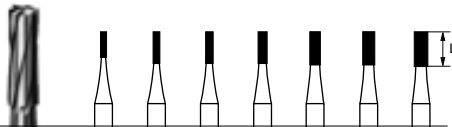
REF CB 7					
ISO	500.204.232.001...	008	010		
	500.314.232.001...	006	008	009	010 012



CB 7L

L mm	3,8	4,2
US No.	331L	332L

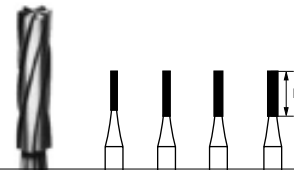
REF CB 7L		
ISO	500.314.234.006...	010 012



CB 21

L mm	3,4	4,2	4,2	4,2	4,4	4,4	4,4
US No.	55	56	57	58	59		

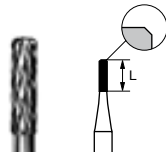
REF CB 21							
ISO	500.104.107.006...	008	009	010	012	014	016 018
	500.204.107.006...			010	012		
	500.314.107.006...	008	009	010	012	014	



CB 21 L

L mm	5,2	6,0	6,0	6,0
US No.	56L	57L	58L	59L

REF CB 21 L				
ISO	500.104.110.006...	009	010	012 014
	500.314.110.006...		010	012 014



CB 21 MX

L mm	4,2
US No.	558E

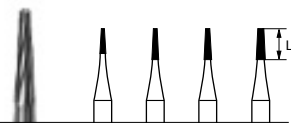
REF CB 21 MX	
ISO	500.104.107.019... 012



CB 21 R

L mm	4,2	4,2
US No.	1157	1159

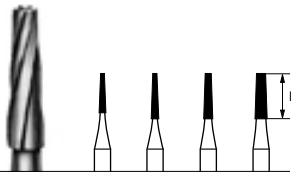
REF CB 21 R		
ISO	500.104.137.006...	010 014
	500.314.137.006...	010 014



CB 23

L mm	3,4	4,2	4,2	4,2
US No.	168	169	170	171

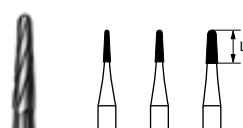
REF CB 23				
ISO	500.104.168.006...	008	010	012
	500.314.168.006...	009	010	012



CB 23 L

L mm	5,2	6,0	6,0	6,0
US No.	169L	170L	171L	172L


REF CB 23 L				
ISO	500.104.171.006...	009	010	012
	500.314.171.006...	009	010	012 016



CB 23 R

L mm	4,2	4,2	4,4
US No.	1170	1171	1172

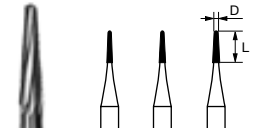
REF CB 23 R			
ISO	500.104.194.006...	010	012 016
	500.204.194.006...	010	012 016
	500.314.194.006...	010	012 016



CB 23 RMX

L mm	4,2
------	-----

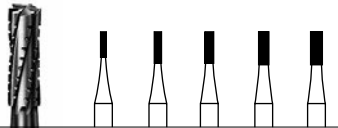
REF CB 23 RMX	
ISO	500.104.196.019... 010



CB 23 RS

L mm	4,2	4,2	4,2
------	-----	-----	-----

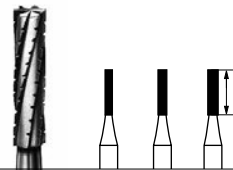
REF CB 23 RS			
ISO	500.104.196.006...	008	009 010



CB31

L mm	3,4	4,2	4,2	4,4	4,4
US No.	555	557	558	559	560

REF CB31					
ISO	500.104.107.007...	008	010	012	014 016
	500.204.107.007...		010	012	
	500.314.107.007...		010	012	014



CB31 L

L mm	6,0	6,0	6,0
US No.	557L	558L	559L

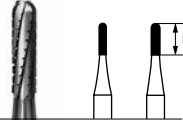
REF CB31 L			
ISO	500.104.110.007...	010	012 014
	500.314.110.007...	010	012



CB31 R

L mm	4,2	4,2
US No.	1557	1558

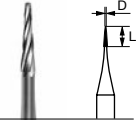
REF CB31 R	
ISO	500.104.137.007... 010
	500.314.137.007... 010 012



CB31 RS

L mm	4,2	4,2
------	-----	-----

REF CB31 RS	
ISO	500.314.137.292... 010 012

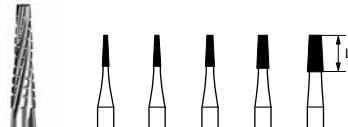


Laboratory
Labor

CB349

L mm	2,7
------	-----

REF CB349	
ISO	500.104.195.072... 005

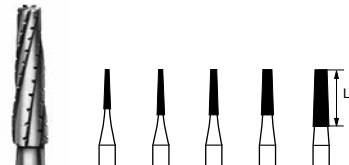


CB33

L mm	4,2	4,2	4,2	4,4	4,8
US No.	699	700	701	702	703

REF CB33					
ISO	500.104.168.007...	009	010	012	016 021
	500.204.168.007...		010		
	500.314.168.007...	009	010	012	016 021

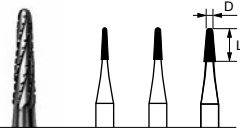
021 = \varnothing max. 300 000 min⁻¹



CB33 L

L mm	5,2	6,0	6,0	6,0	7,5
US No.	699L	700L	701L	702L	703L


REF CB33 L					
ISO	500.104.171.007...	009	010	012	016 021
	500.314.171.007...	009	010	012	016



CB33 R

L mm	4,2	4,2	4,4
US No.	1700	1701	1702

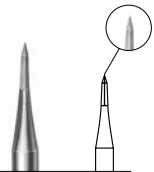
REF CB33 R	
ISO	500.104.194.007... 010 012
	500.314.194.007... 012 016



CB59

L mm	2,5
------	-----

REF CB59	
ISO	500.313.XXX... 010
	500.314.XXX... 010



CB97

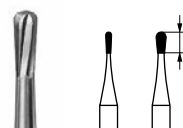
REF CB97	
ISO	500.104.468.373... 010
	500.314.468.373... 010



CB207

US No.	957
--------	-----

REF CB207	
ISO	500.314.150.001... 010



CB245

L mm	2,8	2,8
US No.	245	

REF CB245	
ISO	500.314.233.006... 008 014

Crown Cutter Kronentrenner

NEW



The crown-cutters CB5TR and CB5TRL are distinguished by their impressive versatility – they are capable of efficiently separating both metal crowns and crowns with ceramic veneers in record time. The instruments are at their most effective when used for cutting a crown in several steps. Apply the crown cutter several times to cut off smaller sections with amazing efficiency.

These crown cutters can be identified by the blue ring on their shank. The instruments are available in the sizes 012 and 014.

Our recommendation:
Provided with a longer working part of 5 mm, the CB5TRL is the latest addition to our range. This new version is ideally suitable for separating larger crowns in the lateral region.

Advantages:

- Special diamond toothing
- The tapered working part adapts particularly well to the surface
- Crowns, bridges and veneers can be cut quickly and with ease
- Suitable for all commonly used metal alloys and veneers made of low-fusion ceramics and titanium

Recommendations for use:

- Suitable for micro-motors and dental turbines
- Optimum speed in both power systems:
○_{opt} 160,000 rpm
- Always work with cooling spray (at least 50 ml/min.)
- Moderate contact pressure of 2 N
- For cutting ceramic veneers or metal crowns, the instrument should be applied to the surface at an angle of approx. 45°, i.e. the crown-cutter hits the surface to be cut in a tilted position.

Die Kronentrenner CB5TR und CB5TRL bestechen durch ihre Vielseitigkeit – sie trennen sowohl Metallkronen als auch keramisch verblendete Kronen. Auch Veneers lassen sich sehr effektiv und schnell damit entfernen.

Besonders effektiv verhalten sich die Instrumente, wenn sie eine Krone in mehreren Arbeitsschritten trennen. Setzen Sie den Kronentrenner mehrmals an und zerspanen Sie so besonders effektiv kleinere Teilbereiche.

Erkennungsmerkmal ist der blaue Ring. Erhältlich in zwei Größen: 012 und 014

*Unsere Empfehlung:
Neu im Sortiment – der längere CB5TRL mit seinem 5 mm langen Arbeitsteil ist besonders vorteilhaft bei größeren Kronen im Seitenzahnbereich.*

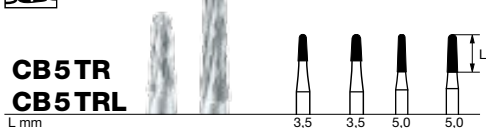
Vorteile:

- spezielle Rautenverzahnung
- das konische Arbeitsteil schmiegt sich gut an die Oberfläche an
- Kronen, Brücken oder Veneers werden besonders schnell und einfach aufgetrennt
- geeignet für alle gängigen Metall-Legierungen, Verblendungen aus niedrigschmelzender Keramik und Titan

Anwendungshinweise:

- geeignet für Mikromotor und Turbine
- optimale Drehzahl in beiden Antrieben:
○_{opt} 160.000 min⁻¹
- stets mit Kühlung arbeiten (mind. 50 ml/min.)
- moderate Anpresskraft von 2 N
- idealer Arbeitswinkel beim Durchtrennen z. B. von Keramik-Verblendungen oder Metallkronen ist ca. 45° zur Oberfläche, d. h. der Kronentrenner trifft schräg auf die zu zerspanende Oberfläche

The All-Rounder
Multifunctional



REF	CB 5TR		
ISO	500.314.194.xxx...	012	014
REF	CB 5TR L		
ISO	500.314.194.xxx...	012	014

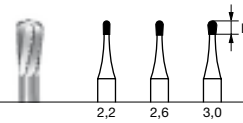
low fusion ceramic veneers and all conventional metal alloys
niedrigschmelzende Keramikverblendungen und alle gängigen Metall-Legierungen



Classic

CB 17

L mm



2,2 2,6 3,0

REF ■ CB 17

ISO 500.314.237.293... 009 010 012

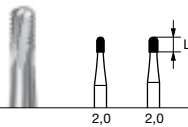
gold-colored instruments
goldfarbene Instrumente



Turbo

CB 34

L mm



2,0 2,0

REF ■ CB 34

ISO 500.314.138.293... 010 012

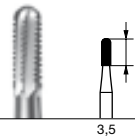
gold-colored instruments
goldfarbene Instrumente



Turbo-L

CB 34 L

L mm



3,5

REF ■ CB 34 L

ISO 500.314.139.293... 012

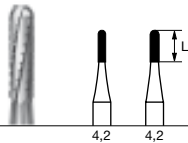
gold-colored instruments
goldfarbene Instrumente



Economic

CB 35 C

L mm



4,2 4,2

REF CB 35 C

ISO 500.314. 010 012

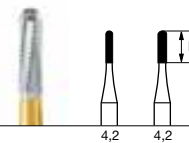
gold-colored instruments
goldfarbene Instrumente



Multifunctional eco

CB 37 R

L mm



4,2 4,2

REF CB 37 R

ISO 500.314.137.293... 010 012

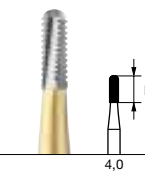
gold-colored instruments
goldfarbene Instrumente



Aggressiv

CB 40 AG

L mm



4,0

REF CB 40 AG

ISO 500.314.139.008... 012

Also available as a set.
Auch als Set erhältlich.



100494



100494

Contents - Inhalt

REF	CB 40 AG	ABB 15
ISO	500.314. 139.008	
	012	
	10	1

Crown Cutter Kronentrenner

Disposable Crown Cutter

Kronentrenner für Einmalgebrauch



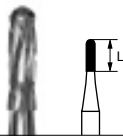
100461



Contents - Inhalt

REF	CB31RS	
ISO	500.314	137.292 012
	100	

Amalgam Remover Amalgamentferner

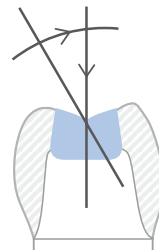


CB 21 RMX

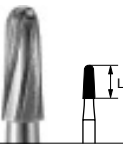
L mm 4,2
US No. 1158

REF	CB 21 RMX	
ISO	500.314.137.006...	012

gold-colored instruments
goldfarbene Instrumente



Adhesive Remover Klebstoffentferner



CB 27

L mm 4,7

REF	CB 27	
ISO	500.204.194.XXX...	016



NEW

Adhesive Remover Klebstoffentferner



To ensure the safe removal of residual adhesive, D+Z are offering an adhesive remover with a specially adapted blade geometry. The working part of the instrument is provided with a smooth, non-cutting tip to protect the gingiva and a safety chamfer to prevent the formation of undesirable scratches on the healthy enamel. Any residues of adhesive are removed quickly and in complete safety at the indicated optimum speed and with low contact pressure. Once all adhesive has been removed, the dental surfaces can be polished as required. The working parts of the instruments are available in two different lengths. The longer version is particularly suitable for removing adhesive from long incisors and canines.

Advantages:

- Smooth tip to protect the gingiva
- No formation of undesirable scratches thanks to the safety bevel
- Special toothing to remove residual adhesive and to protect the enamel
- Leaves perfectly smooth surfaces

Recommendations for use:

- In the red contra-angle:
Optimum speed 120,000 rpm
- In the red contra-angle:
Optimum speed 160,000 rpm

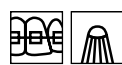
Für die sichere Entfernung von Klebstoffresten bietet D+Z Klebstoffentferner mit einer speziellen Schneidengeometrie an. Die nicht verzahnte Arbeitsteilspitze der Instrumente (glatte Kuppe) schützt die Gingiva. Eine Sicherheitsfase am Arbeitsteilende vermeidet die Riefenbildung auf dem gesunden Zahnschmelz. Unter Beachtung der empfohlenen Drehzahl werden bei geringer Anpresskraft die Klebstoffreste zügig abgetragen. Die klebstofffreien Zahnoberflächen können im Anschluss leicht aufpoliert werden. Angeboten werden die Instrumente in 2 unterschiedlichen Arbeitsteillängen. Die längere Ausführung eignet sich besonders für die Entfernung von Kleberesten auf langen Front- und Eckzähnen.

Vorteile:

- glatte Kuppe schützt die Gingiva
- keine Riefenbildung durch Sicherheitsfase
- spezielle Verzahnung trägt Klebereste ab und schont den Zahnschmelz
- glatte Oberflächen nach der Behandlung

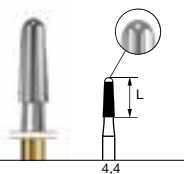
Anwendungshinweise:

- Einsatz im roten Winkelstück:
opt. 120.000 min⁻¹
- Einsatz in der Turbine:
opt. 160.000 min⁻¹



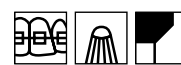
CB 22GK

L mm



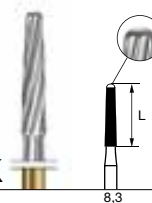
REF	CB 22GK
ISO	...314... 016

⊖ max. 160 000 min⁻¹/rpm



CB 22ALGK

L mm



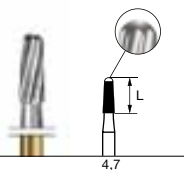
REF	CB 22ALGK
ISO	...314... 016

⊖ max. 160 000 min⁻¹/rpm



CB 22AGK

L mm

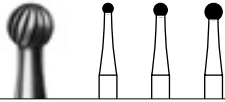


REF	CB 22AGK
ISO	...314... 016

⊖ max. 160 000 min⁻¹/rpm

Finishing Instruments

Finierer

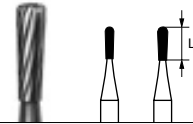


CF 41

US No. 7004 7006 7008

REF	CF 41			
ISO	500.204.001.071...	014	018	023
	500.314.001.071...	014	018	023


023 = max. 300 000 min⁻¹



CF 47 L

L mm 4,2 4,4
US No. 7303 7304

REF	CF 47 L		
ISO	500.314.234.072...	012	014

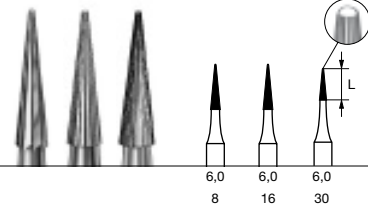


CF 132 CF 132 F CF 132 UF

L mm 3,0 3,0 3,0
Blades · Schneiden 8 16 30

REF	CF 132		
ISO	500.314.699.071...	008	
	<input checked="" type="checkbox"/> CF 132 F	fine · fein	
	500.314.699.041...	008	
	<input type="checkbox"/> CF 132 UF	ultra-fine · ultrafein	
	500.314.699.031...	008	

008 = max. 300 000 min⁻¹

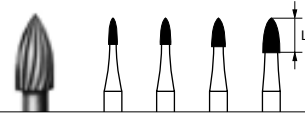


CF 134 CF 134 F CF 134 UF

L mm 6,0 6,0 6,0
Blades · Schneiden 8 16 30

REF	CF 134		
ISO	500.314.164.071...	014	
	<input checked="" type="checkbox"/> CF 134 F	fine · fein	
	500.314.164.041...	014	
	<input type="checkbox"/> CF 134 UF	ultra-fine · ultrafein	
	500.314.164.031...	014	

014 = max. 300 000 min⁻¹

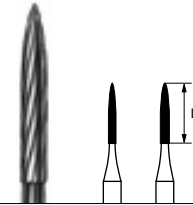


CF 46

L mm 3,5 3,5 3,8 4,6
US No. 7102 7104 7106 7108

REF	CF 46				
ISO	500.204.254.072...	018			
	500.314.254.072...	012	014	018	023

023 = max. 300 000 min⁻¹




CF 48 L

L mm 8,0 8,0

REF	CF 48 L		
ISO	500.314.249.072...	010	012

= max. 300 000 min⁻¹

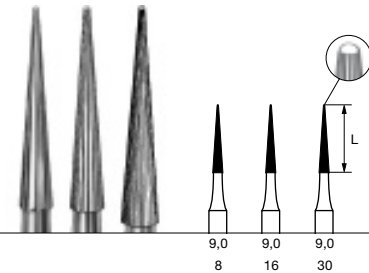


CF 133 CF 133 F CF 133 UF

L mm 4,2 4,2 4,2
Blades · Schneiden 8 16 30

REF	CF 133		
ISO	500.314.159.071...	010	
	<input checked="" type="checkbox"/> CF 133 F	fine · fein	
	500.314.159.041...	010	
	<input type="checkbox"/> CF 133 UF	ultra-fine · ultrafein	
	500.314.159.031...	010	

010 = max. 300 000 min⁻¹

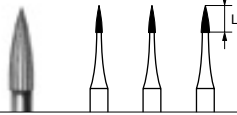


CF 135 CF 135 F CF 135 UF

L mm 9,0 9,0 9,0
Blades · Schneiden 8 16 30

REF	CF 135		
ISO	500.314.166.071...	014	
	<input checked="" type="checkbox"/> CF 135 F	fine · fein	
	500.314.166.041...	014	
	<input type="checkbox"/> CF 135 UF	ultra-fine · ultrafein	
	500.314.166.031...	014	

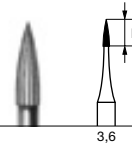
= max. 300 000 min⁻¹



CF 246

L mm 3,6 3,6 3,6
US No. 7901 7902 7903

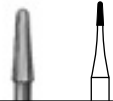
REF	CF 246
ISO	500.314.496.071... 009 010 012



CF 246 UF

L mm 3,6

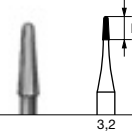
REF	CF 246 UF	ultra-fine · ultrafein
ISO	500.314.496.031... 009	



CF 247

L mm 3,2
US No. 7801

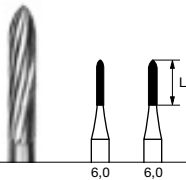
REF	CF 247
ISO	500.314.195.071... 009



CF 247 F

L mm 3,2

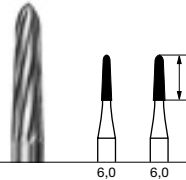
REF	CF 247 F
ISO	500.314.195.041... 009



CF 282

L mm 6,0 6,0

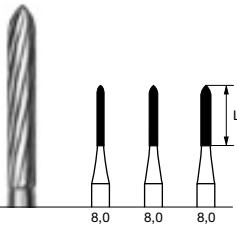
REF	CF 282
ISO	500.314.288.072... 010 012



CF 282 K

L mm 6,0 6,0

REF	CF 282 K
ISO	500.204.297.072... 014 016
ISO	500.314.297.072... 014 016




CF 283

L mm 8,0 8,0 8,0

REF	CF 283
ISO	500.314.289.072... 010 012 014

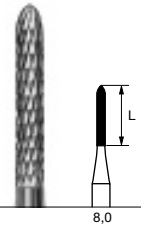
010-014 = \odot max. 300 000 min⁻¹



CF 283 K

L mm 8,0

REF	CF 283 K
ISO	500.314.298.072... 016




CF 283 MX

L mm 8,0

REF	CF 283 MX
ISO	500.314.289.080... 012

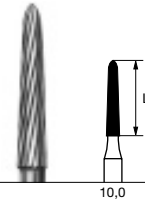
012 = \odot max. 300 000 min⁻¹



CF 284

L mm 10,0


REF	CF 284
ISO	500.314.290.072... 014
014 = max. 300 000 min ⁻¹	



CF 284 K

L mm 10,0

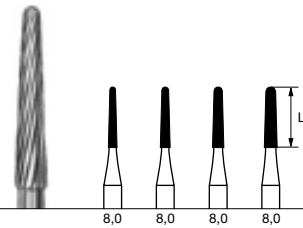
REF	CF 284 K
ISO	500.314.299.072... 018
018 = max. 300 000 min ⁻¹	



CF 297

L mm 8,0

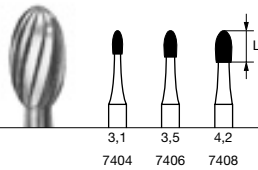
REF	CF 297
ISO	500.314.158.072... 012
012 = max. 300 000 min ⁻¹	



CF 375 R

L mm 8,0 8,0 8,0 8,0
US No. 7653 7664 7675 7686

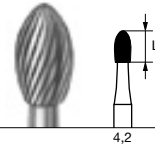
REF	CF 375 R
ISO	500.314.198.072... 012 014 016 018
012-014 = max. 300 000 min ⁻¹	



CF 379

L mm 3,1 3,5 4,2
US No. 7404 7406 7408

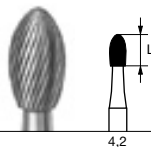
REF	CF 379
ISO	500.204.277.072... 014 018 023
500.314.277.072... 014 018 023	
023 = max. 300 000 min ⁻¹	



CF 379 F

L mm 4,2

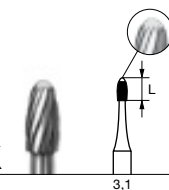
REF	CF 379 F	fine · fein
ISO	500.314.277.042... 023	
023 = max. 300 000 min ⁻¹		



CF 379 UF

L mm 4,2

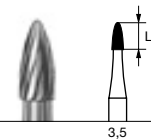
REF	CF 379 UF	ultra-fine · ultrafein
ISO	500.314.277.032... 023	
023 = max. 300 000 min ⁻¹		



CF 379 GK

L mm 3,1

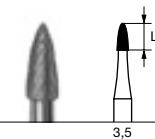
REF	CF 379 GK
ISO	500.314.279.072... 014



CF 390

L mm 3,5

REF	CF 390
ISO	500.104.274.072... 016
500.204.274.072... 016	
500.314.274.072... 016	



CF 390 UF

L mm 3,5

REF	CF 390 UF
ISO	500.314.274.032... 016

B Finishing Instruments

B Finierer

Most advanced production technologies – finishing instruments with combined toothings for working on plastic materials


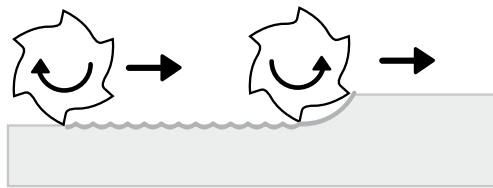
Multifunctional use

- The combination finishing instruments for right-hand and left-hand rotation make it possible to trim and finish with only one instrument.

Ausdruck modernster Fertigungstechnologien – Kombinationsfinierer für die Bearbeitung von plastischen Materialien

Multifunktionaler Gebrauch

- Durch den Einsatz der Kombinationsfinierer im Rechts- und Linkslauf werden die beiden Arbeitsschritte Ausarbeiten und Finieren mit nur einem Instrument möglich gemacht.



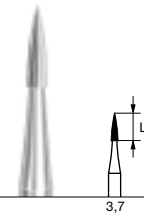
CF 48 LB

L mm

8,0

REF	CF 48 LB
ISO	500.314.XXX.XXX... 012

max. 300 000 min⁻¹



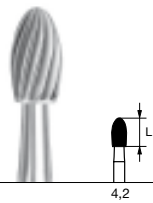
CF 246 B

L mm

3,7

REF	CF 246 B
ISO	500.314.XXX.XXX... 009

max. 450 000 min⁻¹



CF 379 B

L mm

4,2

REF	CF 379 B
ISO	500.314.XXX.XXX... 023

max. 300 000 min⁻¹



Intra-oral Work on titanium

Intraorale Titanbearbeitung

We have developed new special tungsten carbide instruments for intra-oral corrections on titanium. (CB856G.314.018, CB847KRG.314.018). These are particularly suitable for effective work on titanium and should be followed by a final finishing step with a matching finisher (CF336.314.018, CF375R.314.018).

Für intraorale Korrekturen bieten wir eigens für Titan entwickelte Hartmetall-Spezialinstrumente an, die das effektive Bearbeiten von Titan ermöglichen (CB856G.314.018, CB847KRG.314.018).

Zur anschließenden Finitur empfehlen wir die entsprechenden Finierer (CF336.314.018, CF375R.314.018).

The advantages at a glance:

- Coarse toothing with cross-cut, specially developed for intra-oral preparation of titanium
- Allows treatment of tough materials without clogging
- Practice orientated shapes for preparation of abutments
- Matching finishers available

Die Vorteile im Überblick:

- Speziell für Titan entwickelte grobe Verzahnung mit Querhieb
- Bearbeitung des zähen Materials ohne zu verschmieren
- Praxisgerechte Formen zur Abutmentgestaltung
- Formgleiche Finierer verfügbar

Recommendations for use:

- To avoid excessive heat generation and for optimum chip removal, work with irrigation (at least 50 ml/min) and suction.
- Recommended speed:
For shaping: 160.000 rpm
For finishing: 20.000 rpm

Anwendungshinweise:

- Zur Vermeidung von übermäßiger Wärmeentwicklung und zur optimalen Spanabfuhr mit Kühlung (mind. 50 ml/min.) und Absaugung arbeiten.
- Drehzahlempfehlung:
Formgebung: 160.000 min⁻¹
Finitur: 20.000 min⁻¹

CB847KRG



CF336



CB 856G

L mm



8,0

REF	CB 856G
ISO	500.314.XXX.XXX... 018
max. 450 000 min ⁻¹	



CB 847KRG

L mm




8,0

REF	CB 847KRG
ISO	500.314.XXX.XXX... 018
max. 450 000 min ⁻¹	



CF 375R

L mm



8,0

REF	CF 375R
ISO	500.314.198072... 018
max. 300 000 min ⁻¹	



CF 336

L mm



8,0

REF	CF 336
ISO	500.314.546072... 018
max. 300 000 min ⁻¹	

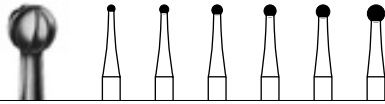
Surgical Instruments

Chirurgische Instrumente

316 · FG extra-long · FG extra lang



CB 1

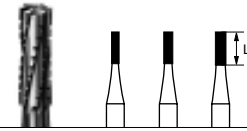


US No.	2	3	4	5	6	8
REF	CB 1					
ISO	500.316.001.001... 010 012 014 016 018 023					

010-023 = max. 100 000 min⁻¹



CB 31

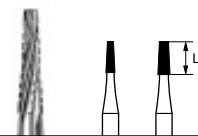


L mm	4,2	4,2	4,4
US No.	557	558	559
REF	CB 31		
ISO	500.316.107.007... 010 012 014		

010-014 = max. 300 000 min⁻¹



CB 33

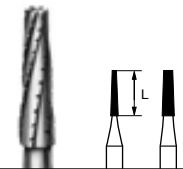


L mm	4,2	4,4
US No.	701	702
REF	CB 33	
ISO	500.316.168.007... 012 016	

max. 300 000 min⁻¹ 016 = max. 100 000 min⁻¹



CB 33 L

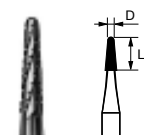


L mm	6,0	6,0
US No.	700xL	700xL
REF	CB 33 L	
ISO	500.316.171.007... 010 016	

max. 100 000 min⁻¹



CB 33 R

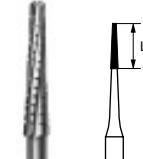


L mm	4,2
US No.	1702
REF	CB 33 R
ISO	500.316.194.007... 016

016 = max. 100 000 min⁻¹



CB 254

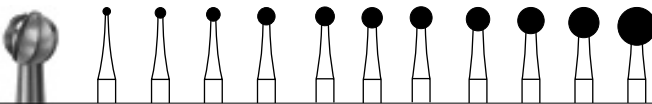


L mm	6,0
US No.	700xxL
REF	CB 254
ISO	500.314.415.296... 010
ISO	500.316.415.296... 010

...314... = max. 160 000 min⁻¹ ...316... = max. 80 000 min⁻¹



CB 141

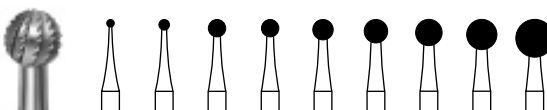


REF	CB 141											
ISO	500.104.001.291...	010	014	018	023	025	027	029	031	035	040	050
ISO	500.105.001.291...				023		027					050
ISO	500.205.001.291...	010	014	018	023	025	027	029	031	035	040	
ISO	500.206.001.291...		014	018	023	025	027	029				

max. 100 000 min⁻¹ 050 = max. 60 000 min⁻¹



CB 141A



REF	CB 141A									
ISO	500.104.001.298...	010	014	018	023	027	031	035	040	050
ISO	500.205.001.298...		014	018	023	027	031	035	040	
ISO	500.206.001.298...	010	014	018	023	027	031			

max. 100 000 min⁻¹ 040 = max. 80 000 min⁻¹ 050 = max. 60 000 min⁻¹

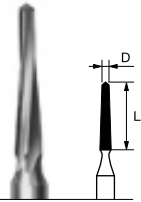


Photo: Dr. Fürstenau, Detmold, Germany



Photo: Dr. Fürstenau, Detmold, Germany

Bone Cutters Knochenfräser

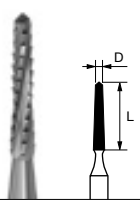


CB 161

L mm 9,0
D Ø 011

REF	CB 161
ISO	500.104.408.295... 016
	500.314.408.295... 016

○ max. 100 000 min⁻¹ 016 = ○ max. 160 000 min⁻¹

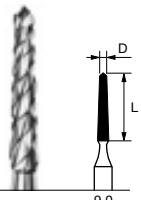


CB 162

L mm 9,0
D Ø 011

REF	CB 162
ISO	500.104.408.297... 016
	500.204.408.297... 016
	500.205.408.297... 016
	500.314.408.297... 016

○ max. 100 000 min⁻¹ 016 = ○ max. 160 000 min⁻¹

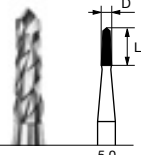


CB 162A

L mm 9,0
D Ø 011

REF	CB 162A
ISO	500.104.408.298... 016
	500.204.408.298... 016
	500.205.408.298... 016
	500.314.408.298... 016

○ max. 100 000 min⁻¹
016 = ○ max. 160 000 min⁻¹

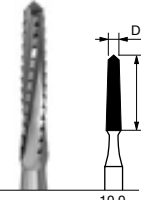


CB 163A

L mm 5,0
D Ø 009

REF	CB 163A
ISO	500.104.408.298... 014
	500.204.408.298... 014

○ max. 100 000 min⁻¹

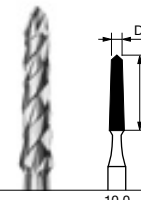


CB 166

L mm 10,0
D Ø 015

REF	CB 166
ISO	500.104.409.297... 021
	500.204.409.297... 021
	500.205.409.297... 021

○ max. 100 000 min⁻¹

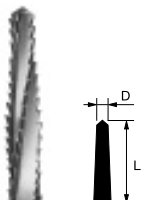


CB 166A

L mm 10,0
D Ø 015

REF	CB 166A
ISO	500.104.409.298... 021
	500.204.409.298... 021
	500.205.409.298... 021

○ max. 100 000 min⁻¹

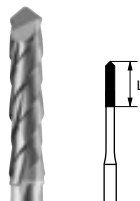


CB 167

L mm 11,0
D Ø 016

REF	CB 167
ISO	500.104.410.297... 023

○ max. 80 000 min⁻¹

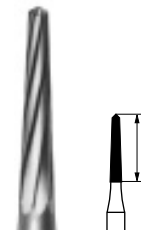


CB 255A

L mm 6,0

REF	CB 255A
ISO	500.314.415.298... 012
	500.316.415.298... 012

○ max. 100 000 min⁻¹




CB 267

L mm 9,0

REF	CB 267
ISO	500.314.210.295... 016

○ max. 160 000 min⁻¹



CB 269

L mm 11,0

REF	CB 269
ISO	500.314.199.295... 016

○ max. 160 000 min⁻¹



CB 269GK





























L mm 9,0 9,0



REF	CB 269GK
ISO	500.314.219.295... 012 016

○ max. 160 000 min⁻¹ 012 = ○ max. 300 000 min⁻¹



CB 255A

Application types Anwendungsart	Speed Drehzahl (min ⁻¹)	Toothings types Verzahnungsarten
 <p>Non-precious metal alloys / Precious metals / Model cast NEM - / Edelmetall- / Modellguss-Legierungen</p>	 15000	 <p>QM Page · Seite 50 Hard non-precious metall alloys · Grober Abtrag</p>
 <p>Acrylic Denture Basis acrylics Prothesenkunststoffe</p>	 15000	 <p>Conventional Page · Seite 51-52 Trimming · Ausarbeiten AX</p>
 <p>Dry plaster / Model plaster Trockene Gipse / Modelle</p>	 10000	 <p>CX Page · Seite 52 Bulk reduction Grober Abtrag</p>
 <p>Wet plaster / Model plaster Feuchte Gipse / Modelle</p>	 10000	 <p>SCX/A Page · Seite 52 Bulk reduction Grober Abtrag</p>
 <p>Precious metals / Non-precious metal alloys Edelmetalle / NEM</p>	 15000*  25000**	 <p>DX Page · Seite 53 Roughening Aufrauen</p>
 <p>Non-precious metal alloys / Precious metals / Model cast / Veneer acrylics NEM - / Edelmetall- / Modellguss-Legierungen / Verblendkunststoffe</p>	 15000*  25000**	 <p>FX Page · Seite 54, 55 Corrections · smoothing Korrekturen · Glätten</p>
 <p>Titanium / Non-precious metal alloys Titan / Nicht-Edelmetalle</p>	 15000	 <p>GTX Page · Seite 56 Cutting Zerspanen</p>
 <p>Non-precious metal alloys / Precious metals / Model cast / Veneer acrylics NEM - / Edelmetall- / Modellguss-Legierungen / Verblendkunststoffe</p>	 15000*  25000**	 <p>MX Page · Seite 57, 58 Trimming · smoothing Ausarbeiten · Glätten</p>
 <p>Soft relinings / Denture acrylics / Non-precious metal alloys / Precious metal alloys / Model cast alloys / Veneer acrylics Weichbleibende Unterfütterungen / Prothesenkunststoffe / NEM - / Edelmetall- / Modellguss-Legierungen / Verblendkunststoffe</p>	 15000	 <p>QFX Page · Seite 59 Trimming · contouring Ausarbeiten · Konturieren</p>
 <p>Soft acrylics / Temporary appliances Softkunststoffe / Provisorien</p>	 15000	 <p>QX Page · Seite 60 Trimming · smoothing Ausarbeiten · Glätten</p>
 <p>Hard non-precious metal alloys Harte NEM-Legierungen</p>	 15000	 <p>TX Page · Seite 61 Trimming · contouring Ausarbeiten · Konturieren</p>
 <p>Non-precious metal alloys / Precious metals / Model cast / Veneer acrylics / Soft ceramics NEM - / Edelmetall- / Modellguss-Legierungen / Verblendkunststoffe / Softkeramik</p>	 15000*  25000**	 <p>VFX Page · Seite 62, 63 Trimming · smoothing Ausarbeiten · Glätten</p>

 15000* = non-precious metal alloys · NEM-Legierungen
 25000** = precious metal alloys · Edelmetall-Legierungen

Tungsten carbide cutters QM

Hartmetallfräser mit QM-Verzahnung



Provided with a black coating, D+Z is offering these laboratory burs especially for work on hard-to-cut non-precious metal alloys.

The cross-cut tothing not only divides the blade in smaller cutting segments, it also facilitates penetration of the instrument into the hard material.

QM cutters are therefore used wherever large amounts of substance have to be removed, for example when it comes to removing cast sprues or reducing crowns and metal frames, if necessary.

These instruments facilitate efficient, time-saving work on non-precious metal alloys. If used properly, these cutters have an impressively long service life.

D+Z bietet diese Laborfräser mit schwarzer Beschichtung speziell für schwer zerspanbare NEM Legierungen an. Die Querhieb-Verzahnung unterteilt die Schneiden in kleinere Schneidsegmente und ermöglicht so ein leichtes Eindringen des Werkzeuges in das harte Material.

QM Fräser eignen sich sehr gut für den groben Materialabtrag, z. B. zum Entfernen von Anguss-Stummeln.

Die beschichteten Hartmetall-Fräser ermöglichen eine effiziente und zeitsparende Arbeitsweise und überzeugen zudem durch eine lange Lebensdauer.



REF **CC129QM**
ISO 500.104.XXX.XXX... 023




REF **CC138QM**
ISO 500.104.XXX.XXX... 023



REF **CC139QM**
ISO 500.104.XXX.XXX... 023



REF **CC73QM**
ISO 500.104.XXX.XXX... 014



REF **CC77QM**
ISO 500.104.XXX.XXX... 014 023



REF **CC79QM**
ISO 500.104.XXX.XXX... 040



REF **CC251QM**
ISO 500.104.XXX.XXX... 060



REF **CC351QM**
ISO 500.104.XXX.XXX... 040

Conventional Cutters

Normalverzahnung



Veneer acrylics
Prothesenkunststoffe

15.000 rpm

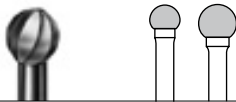
Conventional

Trimming
Ausarbeiten



→ **CB 1**

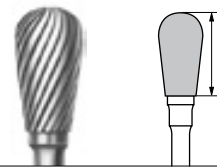
CC 71



REF	CC 71
ISO	500.104.001.175... 040 050
040 = max. 100 000 min ⁻¹	
050 = max. 80 000 min ⁻¹	



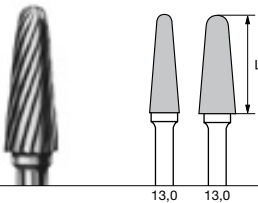
CC 77



REF	CC 77
ISO	500.104.237.175... 060
060 = max. 50 000 min ⁻¹	



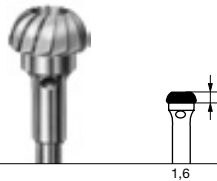
CC 79



REF	CC 79
ISO	500.104.194.175... 040 050
040 = max. 100 000 min ⁻¹	
050 = max. 80 000 min ⁻¹	



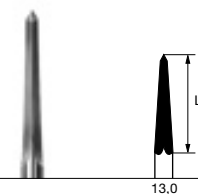
CC 98



REF	CC 98
ISO	500.104.547.211... 040
060 = max. 100 000 min ⁻¹	



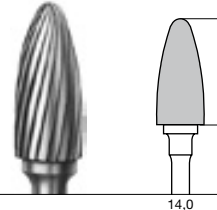
CC 219



REF	CC 219
ISO	500.104.468.211... 023



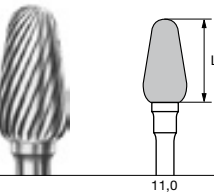
CC 251



REF	CC 251
ISO	500.104.274.175... 060
060 = max. 50 000 min ⁻¹	



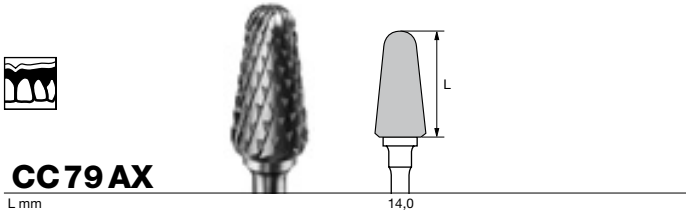
CC 351



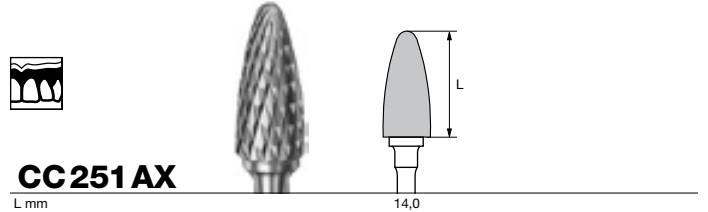
REF	CC 351
ISO	500.104.263.175... 060
060 = max. 50 000 min ⁻¹	

AX Cutters

AX Verzahnung



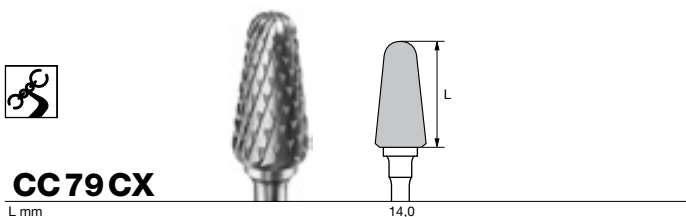
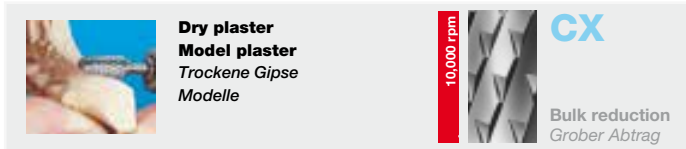
REF	CC79 AX	070
ISO	500.104.XXX.XXX...	070
max. 50.000 min ⁻¹		



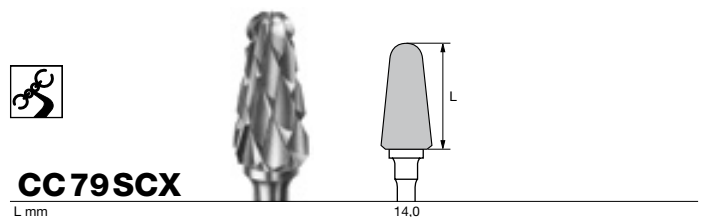

REF	CC251 AX	060
ISO	500.104.274.XXX...	060
max. 50.000 min ⁻¹		

CX/SCX Cutters

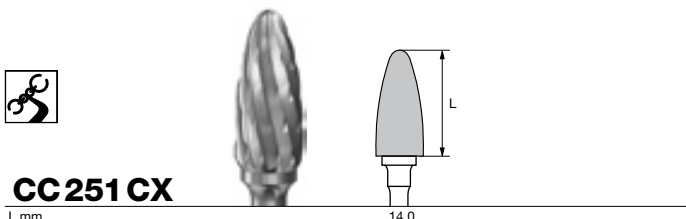
CX/SCX Verzahnung



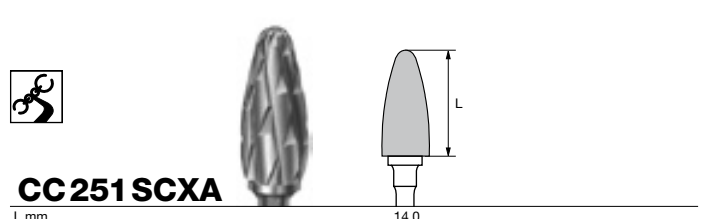
REF	CC79 CX	070
ISO	500.104.194.220...	070
max. 30.000 min ⁻¹		



REF	CC79 SCX	070
ISO	500.104.194.223...	070
max. 30.000 min ⁻¹		



REF	CC251 CX	060
ISO	500.104.274.220...	060
max. 50.000 min ⁻¹		



REF	CC251 SCXA	060
ISO	500.104.274.225...	060
max. 50.000 min ⁻¹		

DX Cutters

DX Verzahnung



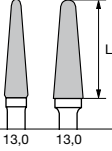


Precious metals / Non-precious metal alloys
Edelmetalle / NEM

15,000 rpm
- 25,000 rpm

DX

Roughening
Aufrauen








CC 79 DX

L mm

13,0 13,0

REF		CC 79 DX
ISO	500.104.194.141...	031 040



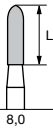




CC 136 DX

L mm

8,0

REF		CC 136 DX
ISO	500.104.184.141...	016



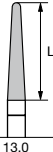




CC 139 DX

L mm

8,0

REF		CC 139 DX
ISO	500.104.289.141...	023



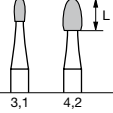




CC 261 DX

L mm

13,0

REF		CC 261 DX
ISO	500.104.194.141...	023



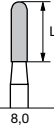




CC 73 DX

L mm

3,1 4,2

REF		CC 73 DX
ISO	500.104.277.141...	014 023



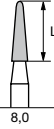




CC 129 DX

L mm

8,0

REF		CC 129 DX
ISO	500.104.141.141...	023



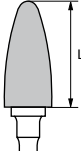




CC 138 DX

L mm

8,0

REF		CC 138 DX
ISO	500.104.198.141...	023



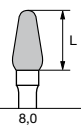
CC 251 DX

L mm

14,0

REF		CC 251 DX
ISO	500.104.274.141...	060

max. 50 000 min⁻¹

CC 351 DX

L mm

8,0

REF		CC 351 DX
ISO	500.104.263.141...	040

FX Cutters

FX Verzahnung



Non-precious metal alloys
/ Precious metals / Model
cast / Veneer acrylics
 NEM- / Edelmetall- /
 Modellguss-Legierungen /
 Verblendkunststoffe

15.000 rpm
 - 25.000 rpm



FX ■
 Corrections
 · smoothing
 Korrekturen ·
 Glätten



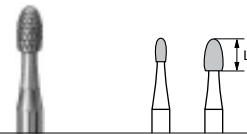
CC 71 FX



REF	■	CC 71 FX		
ISO		500.104.001.140...	010	014 023



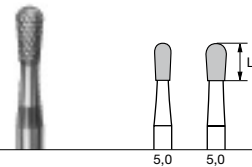
CC 73 FX



REF	■	CC 73 FX		
ISO		500.104.277.140...	014	023



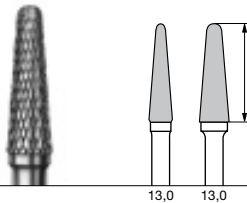
CC 77 FX



REF	■	CC 77 FX		
ISO		500.104.237.140...	023	029



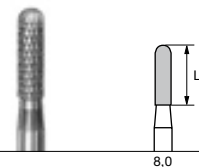
CC 79 FX



REF	■	CC 79 FX		
ISO		500.104.194.140...	031	040



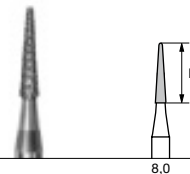
CC 129 FX



REF	■	CC 129 FX		
ISO		500.104.141.140...	023	



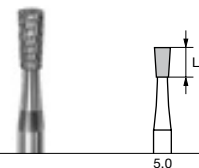
CC 136 FX



REF	■	CC 136 FX		
ISO		500.104.184.140...	016	



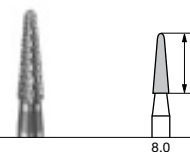
CC 137 FX



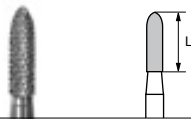
REF	■	CC 137 FX		
ISO		500.104.225.140...	023	



CC 138 FX



REF	■	CC 138 FX		
ISO		500.104.198.140...	023	

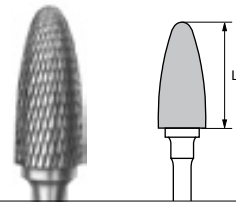


CC 139 FX

L mm

8,0

REF	■	CC 139 FX
ISO		500.104.289.140... 023



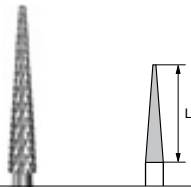
CC 251 FX

L mm

14,0

REF	■	CC 251 FX
ISO		500.104.274.140... 060

max. 50 000 min⁻¹

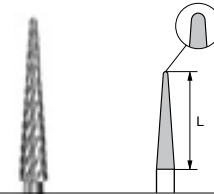


CC 257 FX

L mm

13,0

REF	■	CC 257 FX
ISO		500.104.187.140... 023

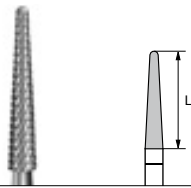


CC 257 R FX

L mm

13,0

REF	■	CC 257 R FX
ISO		500.104.201.140... 023

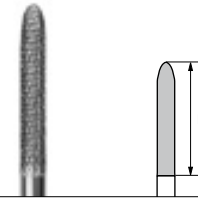


CC 261 FX

L mm

13,0

REF	■	CC 261 FX
ISO		500.104.194.140... 023

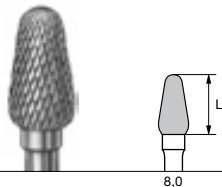


CC 295 FX

L mm

15,0

REF	■	CC 295 FX
ISO		500.104.292.140... 023



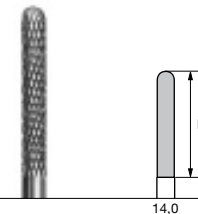
CC 351 FX

L mm

8,0

REF	■	CC 351 FX
ISO		500.104.263.140... 040

max. 50 000 min⁻¹



CC 364 R FX

L mm

14,0

REF	■	CC 364 R FX
ISO		500.104.137.140... 023

GTX Cutters

GTX Verzahnung

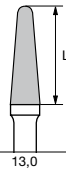


Titanium / Non-precious metal alloys
Titan / Nicht-Edelmetalle

15,000 rpm



GTX ■
Zerspanen
Cutting



CC 79 GTX

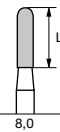
L mm

13,0

REF ■ **CC 79 GTX**

ISO 500.104.XXX.XXX... 040

max. 100 000 min⁻¹



CC 129 GTX

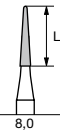
L mm

8,0

REF ■ **CC 129 GTX**

ISO 500.104.XXX.XXX... 023

max. 100 000 min⁻¹



CC 136 GTX

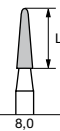
L mm

8,0

REF ■ **CC 136 GTX**

ISO 500.104.XXX.XXX... 016

max. 100 000 min⁻¹



CC 138 GTX

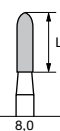
L mm

8,0

REF ■ **CC 138 GTX**

ISO 500.104.XXX.XXX... 023

max. 100 000 min⁻¹



CC 139 GTX

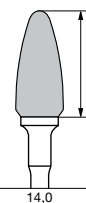
L mm

8,0

REF ■ **CC 139 GTX**

ISO 500.104.XXX.XXX... 023

max. 100 000 min⁻¹



CC 251 GTX

L mm

14,0


REF ■ **CC 251 GTX**

ISO 500.104.XXX.XXX... 060

max. 50 000 min⁻¹

MX Cutters

MX Verzahnung

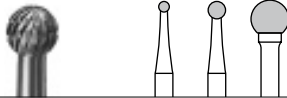


Non-precious metal alloys / Precious metals / Model cast / Veneer acrylics
NEM - / Edelmetall- / Modellguss-Legierungen / Verblendkunststoffe

15.000 rpm
-
25.000 rpm

MX


Trimming
- smoothing
Ausarbeiten
- Glätten



CC 71 MX

REF	CC 71 MX			
ISO	500.104.001.190...	014	023	050

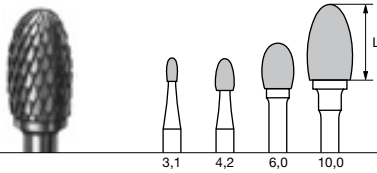
050 = max. 80 000 min⁻¹



CC 72 MX

REF	CC 72 MX			
ISO	500.104.137.190...			060

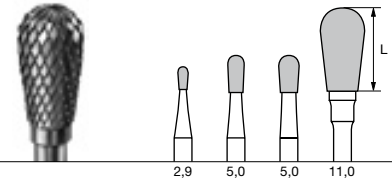
max. 50 000 min⁻¹



CC 73 MX

REF	CC 73 MX				
ISO	500.104.277.190...	014	023	040	060

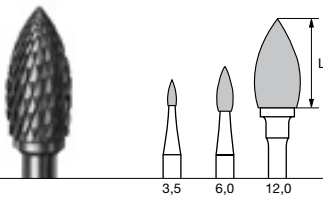
060 = max. 50 000 min⁻¹



CC 77 MX

REF	CC 77 MX				
ISO	500.104.237.190...	014	023	029	060

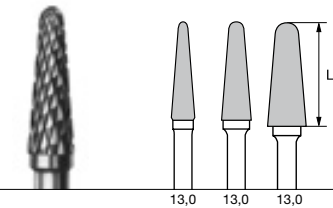
060 = max. 50 000 min⁻¹



CC 78 MX

REF	CC 78 MX			
ISO	500.104.257.190...	012	023	060

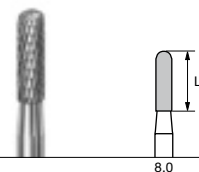
060 = max. 50 000 min⁻¹



CC 79 MX

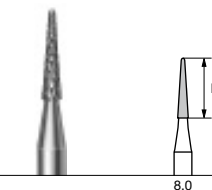
REF	CC 79 MX			
ISO	500.104.194.190...	031	040	050

050 = max. 80 000 min⁻¹



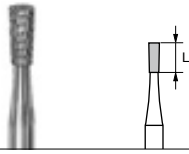
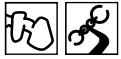
CC 129 MX

REF	CC 129 MX			
ISO	500.104.141.190...		023	



CC 136 MX

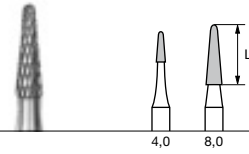
REF	CC 136 MX			
ISO	500.104.184.190...			016



CC 137 MX

L mm 4,0

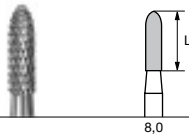
REF	CC 137 MX
ISO	500.104.225.190... 016



CC 138 MX

L mm 4,0 8,0

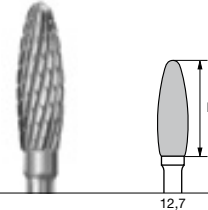
REF	CC 138 MX
ISO	500.104.198.190... 014 023



CC 139 MX

L mm 8,0

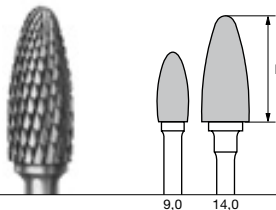
REF	CC 139 MX
ISO	500.104.289.190... 023



CC 250 MX

L mm 12,7

REF	CC 250 MX
ISO	500.104. 275.190... 040

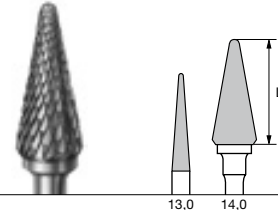


CC 251 MX

L mm 9,0 14,0

REF	CC 251 MX
ISO	500.104.274.190... 040 060

060 = max. 50 000 min⁻¹

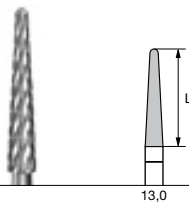


CC 257 R MX

L mm 13,0 14,0

REF	CC 257 R MX
ISO	500.104. 201.190... 023 060

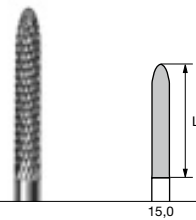
060 = max. 50 000 min⁻¹



CC 261 MX

L mm 13,0

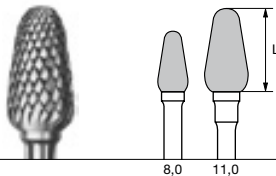
REF	CC 261 MX
ISO	500.104.194.190... 023



CC 295 MX

L mm 15,0

REF	CC 295 MX
ISO	500.104.292.190... 023

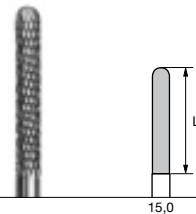



CC 351 MX

L mm 8,0 11,0

REF	CC 351 MX
ISO	500.104.263.190... 040 060

060 = max. 50 000 min⁻¹




CC 364 R MX

L mm 15,0

REF	CC 364 R MX
ISO	500.104.137.190... 023

QFX Cutters

QFX Verzahnung



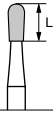


Soft relinings / Denture acrylics / Non-precious metal alloys / Precious metal alloys / Model cast alloys / Veneer acrylics
Weichbleibende Unterfütterungen / Verblend-/Prothesenkunststoffe / NEM-/EM-/Modellgusslegierungen

15,000 rpm

QFX



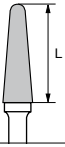
Trimming
 - contouring
 Ausarbeiten ·
 Konturieren

CC 77 QFX

L mm 5,0



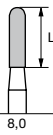
REF	CC 77 QFX
ISO	500.104.237.134... 023

CC 79 QFX

L mm 13,0

REF	CC 79 QFX
ISO	500.104.194.134... 040



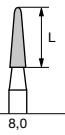




CC 129 QFX

L mm 8,0

REF	CC 129 QFX
ISO	500.104.141.134... 023

max. 100 000 min⁻¹



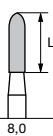




CC 138 QFX

L mm 8,0

REF	CC 138 QFX
ISO	500.104.198.134... 023

max. 100 000 min⁻¹



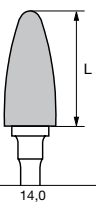




CC 139 QFX

L mm 8,0

REF	CC 139 QFX
ISO	500.104.289.134... 023

max. 100 000 min⁻¹



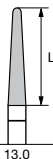




CC 251 QFX

L mm 14,0

REF	CC 251 QFX
ISO	500.104.274.134... 060

max. 50 000 min⁻¹

CC 261 QFX

L mm 13,0

REF	CC 261 QFX
ISO	500.104.194.134... 023

max. 100 000 min⁻¹

QX Cutters

QX Verzahnung



Soft acrylics / Temporary appliances
Softkunststoffe / Provisorien

15,000 rpm



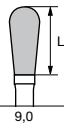
QX

Trimming
· smoothing
Ausarbeiten
· Glätten



CC 77 QX

L mm



9,0

REF ■ ■ **CC 77 QX**

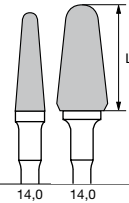
ISO 500.104.237.XXX...

040



CC 79 QX

L mm



14,0

14,0

REF ■ ■ **CC 79 QX**

ISO 500.104.194.XXX...

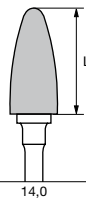
040 070

max. 30000 min⁻¹



CC 251 QX

L mm



14,0

REF ■ ■ **CC 251 QX**

ISO 500.104.274.XXX...

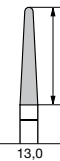
060

max. 50000 min⁻¹



CC 261 QX

L mm



13,0

REF ■ ■ **CC 261 QX**

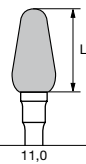
ISO 500.104.194.XXX...

023



CC 351 QX

L mm



11,0

REF ■ ■ **CC 351 QX**

ISO 500.104.263.XXX...

060

max. 50000 min⁻¹

TX Cutters

TX Verzahnung

Hard non-precious metal alloys
Harte NEM-Legierungen

15.000 rpm

TX

Trimming
· contouring
Ausarbeiten ·
Konturieren

CC 79 TX

L mm 13,0

REF	CC 79 TX	
ISO	500.104.194.XXX...	040

CC 129 TX

L mm 8,0

REF	CC 129 TX	
ISO	500.104.141.XXX...	023

CC 136 TX

L mm 8,0

REF	CC 136 TX	
ISO	500.104.184.XXX...	016

CC 138 TX

L mm 4,0 8,0

REF	CC 138 TX	
ISO	500.104.193.XXX...	014 023

CC 139 TX

L mm 8,0

REF	CC 139 TX	
ISO	500.104.289.XXX...	023

CC 250 TX

L mm 12,7

REF	CC 250 TX	
ISO	500.104.275.XXX...	040

CC 251 TX

L mm 14,0

REF	CC 251 TX	
ISO	500.104.274.XXX...	060

max. 50 000 min⁻¹

CC 261 TX

L mm 13,0

REF	CC 261 TX	
ISO	500.104.194.XXX...	023

VFX Cutters

VFX Verzahnung



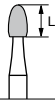
Non-precious metal alloys /
Precious metals / Model cast
Veneer acrylics/Soft ceramics
NEM - / Edelmetall - /
Modellguss-Legierungen
/ Verblendkunststoffe
/ Softkeramik

15.000 rpm
- 25.000 rpm



VFX

Trimming
· smoothing
Ausarbeiten
· Glätten



CC 73 VFX

L mm

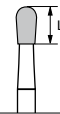
3,1

4,2

REF **CC 73 VFX**

ISO 500.104.277.110...

014 023



CC 77 VFX

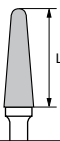
L mm

5,0

REF **CC 77 VFX**

ISO 500.104.237.110...

029



CC 79 VFX

L mm

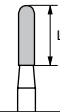
13,0

13,0

REF **CC 79 VFX**

ISO 500.104.194.110...

031 040



CC 129 VFX


L mm

8,0

REF **CC 129 VFX**

ISO 500.104.141.110...

023



CC 136 VFX

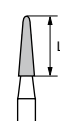
L mm

8,0

REF **CC 136 VFX**

ISO 500.104.184.110...

016



CC 138 VFX

L mm

8,0

REF **CC 138 VFX**

ISO 500.104.198.110...

023



CC 139 VFX

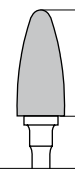
L mm

8,0

REF **CC 139 VFX**

ISO 500.104.289.110...

023



CC 251 VFX

L mm

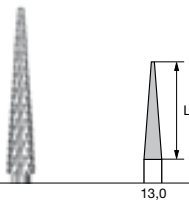
14,0

REF **CC 251 VFX**

ISO 500.104.274.110...

060

max. 50 000 min⁻¹

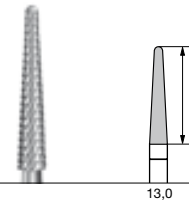


CC 257 VFX

L mm

13,0

REF	CC 257 VFX
ISO	500.104.187.110... 023



CC 261 VFX

L mm

13,0

REF	CC 261 VFX
ISO	500.104.194.110... 023

Auxiliaries Zubehör



B 9785

REF	B 9785
Cleaning brush Reinigungsbürste	

Milling technique

Frästechnik

Milling technique

A new range of cutters and polishers is now available from D+Z to facilitate efficient work on parallel and tapered surfaces (such as telescopic crowns, tapered crowns, bars for implant suprastructures and abutments) using the milling device.

Wax cutters CM364RA and CM356RA

The new wax cutters CM364RA and CM356RA achieve very fine surfaces in no time at all. Thanks to their special spiral-shaped blade geometry, subsequent scraping can be omitted. Important: Synchronous milling is recommended (in clockwise direction and with a clockwise drive) at a reduced speed of 3,000 rpm.

Coarse cutter CM364RCX and CM356RCX for non-precious metal alloys and titanium

The cutters CM364RCX and CM356RCX are designed for initial trimming of hard alloys. The cutters feature a coarse staggered toothing for optimal material reduction. Thanks to their prolonged service life they are economic in use. The cutters are operated in a contra-rotational direction using a clockwise drive. You can reduce premature wear of your cutter by using milling oil and working at a reduced speed of 6,000 rpm.

Fine cutters CM364RS and CM356RS for non-precious metal alloys and titanium

Used subsequently to coarse cutters, the fine cutters CM364RS and CM365RS achieve shiny surfaces thanks to their efficient toothing. The cutters are used in a contra-rotational direction at a reduced speed of 3,000 rpm and have to be lubricated with oil. If required, rework using oil and wax.

Frästechnik

Für die rationelle Bearbeitung von parallelen und konischen Flächen mit dem Fräsgerät (z. B. Teleskopkronen, Konuskronen, Stege für Implantatsuprastrukturen sowie Abutments) bietet D+Z jetzt ein neues Sortiment an Fräsern und Polierern an.

Wachsfräser CM364RA und CM356RA

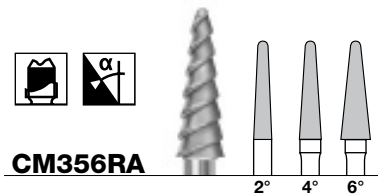
Mit den Wachsfräsern CM364RA und CM356RA erreichen Sie im Handumdrehen glatte Oberflächen. Durch die spezielle, gewendelte Schneidengeometrie können Sie auf anschließendes Schaben verzichten. Wichtig: Gleichlaufräsen (mit dem Uhrzeigersinn bei rechtsdrehendem Antrieb) und lediglich 3.000 min⁻¹.

Grobfräser CM364RCX und CM356RCX für NEM-Legierungen und Titan

Für das Grobfräsen von harten Legierungen sind die Fräser CM364RCX und CM356RCX gemacht. Die grobe Kreuzverzahnung der Fräser leistet einen optimalen Abtrag und hat eine gute Standzeit, damit Sie wirtschaftlich arbeiten können. Fräsen Sie bei rechtsdrehendem Antrieb gegen den Uhrzeigersinn (Gegenlaufräsen) und schonen Sie Ihre Fräser durch den Einsatz von Fräsöl und moderaten Drehzahlen von 6.000 min⁻¹.

Feinfräser CM364RS und CM356RS für NEM-Legierungen und Titan

Die schnittfreudige Schlichtverzahnung der Fräser CM364RS und CM365RS zum anschließenden Glätten erzeugt auf Ihren Werkstücken bereits einen erfreulichen Glanz! Einsatz: Gegenlaufräsen mit Öl, ggf. anschließend zusätzlich mit Öl und Fräswachs mit Drehzahlen von lediglich 3.000 min⁻¹.



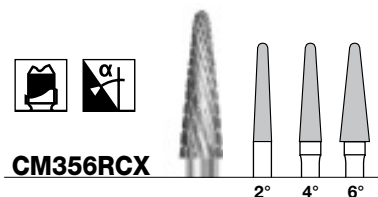
CM356RA

REF	CM356RA			
	...103....	023	031	040



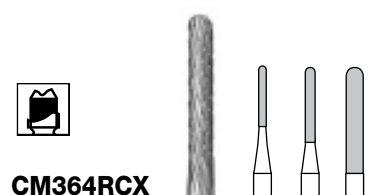
CM364RA

REF	CM364RA			
	...103....	010	015	023



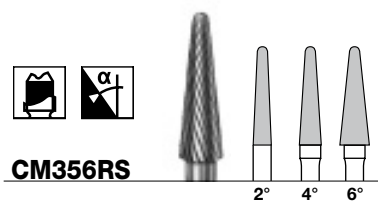
CM356RCX

REF	CM356RCX			
	...103....	023	031	040



CM364RCX

REF	CM364RCX			
	...103....	010	015	023



CM356RS

REF	CM356RS			
ISO	500.103.200.135....	023	031	040

Coarse cutters CM364RMX and CM356RMX for gold alloys

D+Z recommends the cutters CM364RMX and CM356RMX with medium staggered toothing for the pre-milling of soft alloys or gold alloys. The cutters are also used in a contra-rotational direction at an optimal speed of 10,000 rpm and have to be lubricated with oil.

Fine cutters CM364RF and CM356RF


D+Z recommends the cutters CM364RF and CM356RF for fine trimming or initial polishing. The toothing of these cutters is provided with a special chamfer and is ideally suited for work on gold alloys. The cutters are used in contra-rotational direction at a speed of 3,000 rpm and have to be lubricated with oil and wax, if required.

Polishers for milling technique P9440C/M/F

The polishers P9440C, P9440M and P9440F are designed for polishing telescopic crowns. Prior to polishing, the surfaces of crowns have to be finely milled to ensure that they are smooth and scratch-free. Polishing is carried out in three steps (C = coarse (dark brown), M = medium (reddish brown), F = fine (green)) from initial polishing to high-shine polishing. The polishers are used dry at a maximum speed of 6,000 rpm.

P9440 C
P9440 M
P9440 F

L mm



REF	P9440 C	
...103...		060
REF	P9440 M	
...103...		060
REF	P9440 F	
...103...		060

Grobfräser CM364RMX und CM356RMX für Goldlegierungen

Für das Vorräsen von weicheren bzw. Goldlegierungen empfiehlt D+Z die Fräser CM364RMX und CM356RMX mit einer mittleren Kreuzverzahnung. Auch hier arbeiten Sie mit Gegenlaufräsen und Öl, jedoch mit einer Drehzahl von opt. 10.000 min⁻¹ optimal.

Feinfräser CM364RF und CM356RF

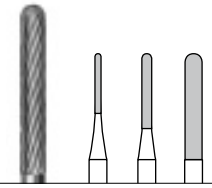
Für das Feinräsen, das hier eine Art Vorpolitur darstellt, empfiehlt D+Z weiterhin die Fräser CM364RF bzw. CM356RF. Die Verzahnung dieser Fräser ist mit einer ideal für Goldlegierungen geeigneten Fase ausgestattet. Der Einsatz erfolgt im Gegenlaufräsen mit Öl und ggf. Wachs bei 3.000 min⁻¹.

Frästechnikpolierer P9440C/M/F

Die Frästechnikpolierer P9440C, P9440M und P9440F erleichtern die formkongruente Politur Ihrer Teleskopkronen. Die Oberflächen sollten durch das vorhergehende Feinräsen bereits optimal vorbereitet sein, d.h. glänzen und frei von Riefen sein. Die Politur erfolgt in 3 Schritten (C = dunkelbraun, M = rotbraun, F = fein) von der Vorpolitur bis zum Hochglanz. Der Einsatz der Polierer erfolgt trocken und bei max. 6.000 min⁻¹.



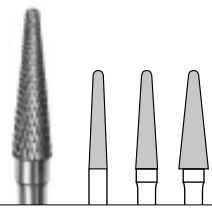
CM364RS



REF	CM364RS			
ISO	500.103.137.135....	010	015	023



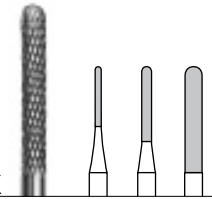
CM356RMX



REF	CM356RMX			
ISO	500.103.200.190....	023	031	040



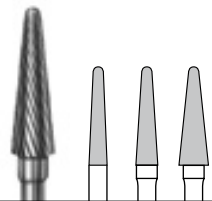
CM364RMX



REF	CM364RMX			
ISO	500.103.137.190....	010	015	023



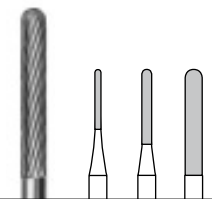
CM356RF



REF	CM356RF			
ISO	500.103.200.103....	023	031	040



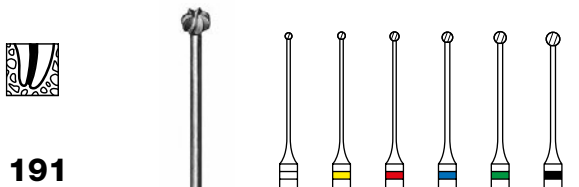
CM364RF



REF	CM364RF			
ISO	500.103.137.103....	010	015	023

Endodontia

Endodontie



191

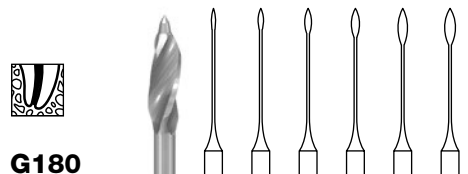
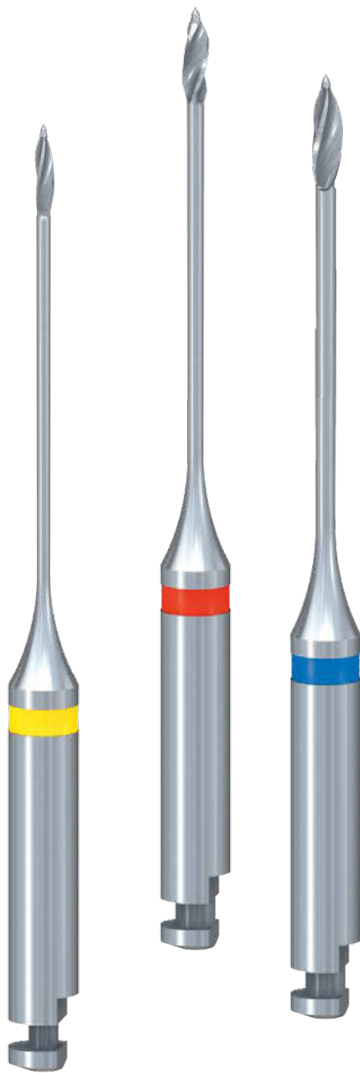
REF	191						
ISO	310.204.698.001...	090	100	120	140	160	180

max. 20 000 min⁻¹

Pulp bur „Müller“, stainless steel
 Pulpabohrer „Müller“, rostfreier Stahl



191.204.S1 Pulp bur „Müller“ Kit
 Pulpabohrersatz



G180

L 17,0 17,0 17,0 17,0 17,0 17,0

REF G180

ISO 330.204.679.336...050 070 090 110 130 150

max. 20.000 min⁻¹

Reamer Gates Glidden "G", stainless steel
 Erweiterer „Gates Glidden“ Typ „G“, rostfreier Stahl



G180.204.S1 Reamer Gates Glidden Kit
 Erweiterer „Gates Glidden“ Satz

Diamond-Grinder

Diamant-Schleifer



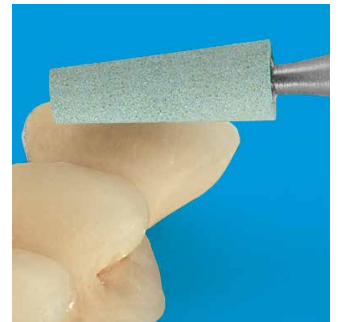
Effektive Schleifer zum universellen Beschleifen

Effective abrasive for universal grinding

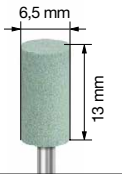
These sintered abrasives are diamond interspersed and provided with a special ceramic bond, which makes them suitable for universal use on veneering and press ceramics.

Even extremely resistant oxide ceramics, such as zirconium oxide and aluminium oxide, or hard metal alloys can be treated with ease.


Die gesinterten Schleifer sind mit Diamantkorn durchsetzt und besitzen eine keramische Spezialbindung. Damit sind sie für den universellen Einsatz auf Verblend- und Presskeramiken ausgelegt. Auch extrem harte Oxidkeramiken, wie Zirkonoxid oder Aluminiumoxid, oder auch harte Metall-Legierungen lassen sich mit den Schleifern leicht bearbeiten.




751 M



753 M



755 M



REF	751 M
ISO	...104... 065
Opt. 12 000 – max. 30 000 min ⁻¹	

REF	753 M
ISO	...104... 040
Opt. 12 000 – max. 35 000 min ⁻¹	

REF	755 M
ISO	...104... 120
Opt. 12 000 – max. 25 000 min ⁻¹	

Separating Discs


Trennscheiben



9506

L mm 0,2

REF	9506
ISO	653.900.327.494... 220
Ultra-fine	max. 25 000 min ⁻¹
Ultrafein	



9507

L mm 1,0 1,0

REF	9507
ISO	613.900.371.534... 250 400
Fibre-reinforced, coarse	max. 25 000 min ⁻¹
Gewebeverstärkt, grob	max. 15 000 min ⁻¹

2-step ZrO₂ polishing system
2-stufiges ZrO₂ Poliersystem



70 - 72

3-step ceramic polishing system
3-stufiges Keramik Poliersystem



73 - 74

Eco ceramic polishers
Eco Keramikpolierer



75

Composite Polishers
Compositopolierer



76 - 77

Prophylaxe Polishers
Prophylaxepolierer



78

Bracket Polishers
Kleberesteentferner



78

Amalgam Polishers
Amalgampolierer



78

Metal Polishers
Metallpolierer




79 - 80

Universal Polishers
Universalpolierer



81

Denture Acrylics Polishers
Kunststoffpolierer



82

Brushes
Bürsten



83

Mandrels
Träger



84

2-step ZrO₂ polishing system

2-stufiges ZrO₂ Poliersystem

NEW



The new 2-step polishing system for zirconium oxide brings a brilliant shine to white dentures. Just two steps are all it takes to polish ceramic surfaces to a mirror finish in record time. The two polishers with integrated diamond grit come in a beige and a blue shade to mark the different polishing stages. The polishers are perfectly coordinated, which makes the polishing system particularly economical and user friendly.

- Step 1: blue → Pre-polishing
- Step 2: beige → High-shine polishing

The set can be used both in the dental practice and in the laboratory.
Our recommendation:

The sets 100563 (dental practice) and 100562 (dental laboratory) contain all the important shapes required for a perfect introduction to the polishing system.

Advantages:

- Effective high-shine polishing in just two steps
- Long service life and highly economical in use
- Interspersed with diamond grit
- Suitable for any type of all-ceramic restoration

Recommendations for use:

- Pre-polishing: blue
- High-shine polishing: beige
- Intended for use in the micro-motor, without polishing paste
- Optimum speed: \odot_{opt} 6,000 rpm

Dental practice:

- Always provide cooling (at least 50 ml/min.)
- Work with low contact pressure

Dental laboratory:

- Use outside the mouth only
- Work with low contact pressure

Die neuen 2-stufigen Polierer für Zirkonoxid sorgen für strahlenden Glanz auf weißer Prothetik. In nur zwei Arbeitsschritten werden innerhalb kürzester Zeit keramische Oberflächen auf Hochglanz poliert. Die blauen und beigefarbenen Polierer sind Diamantkorn durchsetzt und speziell aufeinander abgestimmt. Das macht dieses Poliersystem ausgesprochen wirtschaftlich und anwenderfreundlich.

- 1. Stufe: blau → Vorpolitur
- 2. Stufe: beige → Hochglanzpolitur

Erhältlich sowohl für den Zahnarzt als auch für die Zahntechnik.

Unsere Empfehlung für Sie: Die Sets 100563 (Zahnarzt) und 100562 (Zahntechnik) beinhalten alle wichtigen Formen und bieten einen perfekten Einstieg in dieses Poliersystem.

Vorteile:

- Effektive Hochglanzpolitur in nur 2 Polierstufen
- Lange Standzeit und hohe Wirtschaftlichkeit
- Diamantkorn durchsetzt
- Für alle Vollkeramiken geeignet

Anwendungshinweise:

- Vorpolitur: blau
- Hochglanzpolitur: beige
- Einsatz im Mikromotor ohne Polierpaste
- optimale Drehzahl: \odot_{opt} 6.000 min⁻¹


Zahnarzt:

- stets mit Kühlung arbeiten (mind. 50 ml/min)
- mit geringer Anpresskraft einsetzen

Zahntechnik:

- nur extraoral einsetzbar
- mit geringer Anpresskraft einsetzen


Dental practice · Zahnarzt



P9470C
P9470F

REF	P9470C	
ISO204. ...	040
	P9470F	
204. ...	040

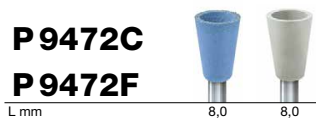
opt. 6 000 – max. 15 000 min⁻¹



P9471C
P9471F

REF	P9471C	
ISO204. ...	045
	P9471F	
204. ...	045


opt. 6 000 – max. 15 000 min⁻¹



P9472C
P9472F

REF	P9472C	
ISO204. ...	060
	P9472F	
204. ...	060

opt. 6 000 – max. 15 000 min⁻¹



P9473C
P9473F

REF	P9473C	
ISO204. ...	100
	P9473F	
204. ...	100

opt. 6 000 – max. 15 000 min⁻¹



100563

ZrO₂ Polishing Kit

Laboratory · Zahntechnik




P9713C
P9713F

L mm 2,6 2,6

REF	P9713C
ISO104. ... 150
	P9713F
104. ... 150

opt. 6 000 – max. 10 000 min⁻¹




P9712C
P9712F

L mm 2,6 2,6

REF	P9712C
ISO104. ... 150
	P9712F
104. ... 150

opt. 6 000 – max. 10 000 min⁻¹



P9711C
P9711F

L mm 2,0 2,0

REF	P9711C
ISO104. ... 260
	P9711F
104. ... 260

opt. 6 000 – max. 10 000 min⁻¹




P9714C
P9714F

L mm 16,0 16,0

REF	P9714C
ISO104. ... 055
	P9714F
104. ... 055

opt. 6 000 – max. 10 000 min⁻¹



100562

ZrO₂ Polishing Kit

3-step ceramic polishing system

3-stufiges Keramik Poliersystem

High-efficiency polishers interspersed with diamond grit

- for pre-polishing, fine polishing and high-shine polishing of ceramics and metal alloys (without polishing paste)
- Pre-polishers (blue) • High-shine polishers (grey)
- Fine-polishers (red)

Hochleistungspolierer mit Diamantkorn durchsetzt

- zum Vor-, Fein- und Hochglanzpolieren von Keramik und Metall (ohne Polierpaste)
- Vorpolierer (blau) • Hochglanzpolierer (grau)
- Feinpolierer (rot)

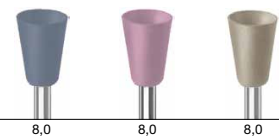
P 9418 C
P 9419 M
P 9547 F



REF	P 9418 C	
ISO	...204...	030
	P 9419 M	
	...204...	030
	P 9547 F	
	...204...	030

opt. 6000 – max. 10000 min⁻¹

P 9420 C
P 9421 M
P 9652 F



REF	P 9420 C	
ISO	...204...	055
	P 9421 M	
	...204...	055
	P 9652 F	
	...204...	055

opt. 6000 – max. 10000 min⁻¹

P 9816 C
P 9816 M
P 9816 F



REF	P 9816 C	
ISO	...204...	040
	P 9816 M	
	...204...	040
	P 9816 F	
	...204...	040

opt. 6000 – max. 10000 min⁻¹

P 9422 C
P 9423 M
P 9683 F



REF	P 9422 C	
ISO	...204...	100
	P 9423 M	
	...204...	100
	P 9683 F	
	...204...	100

opt. 6000 – max. 10000 min⁻¹



100441

Ceramic Polishing Kit

P 9545 F



L mm 2,0

REF	P 9545 F
ISO	...104... 110
	...204... 110

opt. 6000 – max. 10 000 min⁻¹

P 9660 C

P 9660 M

P 9660 F



L mm 13,0 13,0 13,0

REF	P 9660 C
ISO	...104... 055
	P 9660 M
	...104... 055
	P 9660 F
	...104... 055

opt. 6000 – max. 10 000 min⁻¹

P 9544 C

P 9544 M


P 9544 F



L mm 2,5 2,5 2,5

REF	P 9544 C
ISO	...104... 170
	P 9544 M
	...104... 170
	P 9544 F
	...104... 170

opt. 6000 – max. 10 000 min⁻¹




P 9690 C

L mm 2,0

REF	P 9690 C
ISO	...104... 260

Lenticular · Linse

opt. 6000 – max. 10 000 min⁻¹



P 9691 M

L mm 2,0

REF	P 9691 M
ISO	...104... 260

Lenticular · Linse

opt. 6000 – max. 10 000 min⁻¹



P 9692 F

L mm 2,0

REF	P 9692 F
ISO	...104... 260

Lenticular · Linse

opt. 6000 – max. 10 000 min⁻¹

Polishers for ceramics (ecoline)

- for pre-polishing (light-grey), fine polishing (pink) of ceramic materials

Keramikpolierer (ecoline)

- zum Vorpolieren (hellgrau), Nachpolieren (rosa) von Keramik

P 9537 M
P 9541 F



L mm 3,5 3,5

REF	P 9537 M	
ISO	658.900.303.525...	220
REF	P 9541 F	
ISO	658.900.303.515...	220

opt. 6000 – max. 10 000 min⁻¹

P 9538 M
P 9542 F



L mm 20,0 20,0

REF	P 9538 M	
ISO	618.900.114.525...	070
REF	P 9542 F	
ISO	618.900.114.515...	070

opt. 6000 – max. 10 000 min⁻¹

P 9598 M
P 9600 F



L mm 3,0 3,0

REF	P 9598 M	
ISO	658.900.372.525...	220
REF	P 9600 F	
ISO	658.900.372.515...	220

opt. 6000 – max. 10 000 min⁻¹

P 9679 M
P 9680 F



L mm 4,0 4,0

REF	P 9679 M	
ISO204. ...	050
REF	P 9680 F	
ISO204. ...	050

opt. 6000 – max. 10 000 min⁻¹

Composite Polishers

Compositepolierer

GB High-efficiency polishers interspersed with diamond grit

- for pre-polishing, fine polishing and high-shine polishing of composites (Micro, Hybrid, Macro), acrylic veneers and innovative materials filled with glass-ceramic.
- Pre-polishers (light-purple)
- Fine-polishers (mint)
- High-shine polishers (grey)

D Hochleistungspolierer mit Diamantkorn durchsetzt

- zum Vor-, Fein- und Hochglanzpolieren von Composite (Micro, Hybrid, Macro), Verblendkunststoffen und neuartigen, mit Glaskeramik gefüllten Verblendwerkstoffen
- Vorpolierer (hell-lila)
- Feinpolierer (türkis)
- Hochglanzpolierer (grau)

P 9666 C
P 9662 M
P 9663 VF



REF	P 9666 C	
ISO	...204...	030
	P 9662 M	
	...204...	030
	P 9663 VF	
	...204...	030

opt. 5000 – max. 10 000 min⁻¹

P 9667 C
P 9664 M
P 9665 VF



REF	P 9667 C	
ISO	...204...	055
	P 9664 M	
	...204...	055
	P 9665 VF	
	...204...	055

opt. 6000 – max. 10 000 min⁻¹

P 9436 C
P 9436 M
P 9436 VF



REF	P 9436 C	
ISO	...204...	040
	P 9436 M	
	...204...	040
	P 9436 VF	
	...204...	040

opt. 6000 – max. 10 000 min⁻¹

P 9406 C
P 9407 M
P 9408 VF



REF	P 9406 C	
ISO	...204...	100
	P 9407 M	
	...204...	100
	P 9408 VF	
	...204...	100

opt. 6000 – max. 10 000 min⁻¹



100440

Composite Polishing Kit

☞ One-step composite polishers interspersed with diamond grit

☞ One-step Composite-Polierer mit Diamantkorn durchsetzt



P9478C

L mm 10,0

REF	P9478C	
ISO	658.204...	070

☞ opt. 6000 – max. 15000 min⁻¹



P9479C

L mm 10,0

REF	P9479C	
ISO	658.204...	050

☞ opt. 6000 – max. 15000 min⁻¹



☞ Polishers for Composite (ecoline)

☞ Composite-Polierer (ecoline)



P9490Y

L mm 6,5

REF	P9490Y	
ISO	658.204...	030

☞ opt. 6000 – max. 10000 min⁻¹



P9491Y

L mm 10,0

REF	P9491Y	
ISO	658.204...	050

☞ opt. 6000 – max. 10000 min⁻¹



P9492Y

L mm 15,0

REF	P9492Y	
ISO	658.204...	060

☞ opt. 6000 – max. 10000 min⁻¹



P9493Y

L mm 9,0

REF	P9493Y	
ISO	658.204...	060

☞ opt. 6000 – max. 10000 min⁻¹



P9494Y

L mm 8,0

REF	P9494Y	
ISO	658.204...	100

☞ opt. 6000 – max. 10000 min⁻¹

Prophylaxe Polishers

Prophylaxepolierer

GB Laminated white polishers

- for plaque removal
- D** Weiße Polierer mit Lamellen
- zum Entfernen von Zahnbelag



P 9553 M

L mm 10,0

REF **P 9553 M**

ISO 658.204.034.523... **060**

opt. 6000 – max. 15 000 min⁻¹



P 9631 VF

L mm 10,0

REF **P 9631 VF**

ISO ...204... **060**

opt. 1 500 – max. 10 000 min⁻¹



P 9645

REF **P 9645**

ISO ...204... **060**

opt. 1 500 – max. 10 000 min⁻¹

Nylon bristles
Nylonbürsten

Bracket Polishers

Kleberresteentferner

P 9669

L mm 6,5

REF **P 9669**

ISO 658.204... **030**

opt. 6000 – max. 15 000 min⁻¹

P 9670

L mm 10,0

REF **P 9670**

ISO 658.204... **050**

opt. 6000 – max. 15 000 min⁻¹

GB Polishers for conservative removal of adhesive residues after removal of the orthodontic brackets

D Polierer zum schonenden Entfernen von Klebstoffresten nach Entfernung der Brackets

Amalgam Polishers

Amalgampolierer

P 9632 C

L mm 9,0

REF **P 9632 C**

ISO 658.204.030.533... **060**

opt. 6000 – max. 10 000 min⁻¹

P 9643 C

L mm 6,5

REF **P 9643 C**

ISO 658.204.243.533... **030**

opt. 6000 – max. 10 000 min⁻¹

P 9633 C

L mm 10,0

REF **P 9633 C**

ISO 658.204.243.533... **050**

opt. 6000 – max. 10 000 min⁻¹

GB Black amalgam polishers

- for pre-polishing amalgam

D Schwarze Amalgam-Polierer

- zum Vorpolieren von Amalgam

Metal Polishers Metallpolierer

Ⓢ High-efficiency polishers

- for pre-polishing (brown) and fine polishing (green) of metal alloys

Ⓢ Hochleistungspolierer

- zum Vorpolieren (braun) und Feinpolieren (grün) von Metall-Legierungen

P 9610 M

P 9620 F



REF	P 9610 M	
ISO	658.104.292.513...	045
	P 9620 F	
	658.104.292.503...	045

⌚ opt. 6000 – max. 10000 min⁻¹

P 9606 M

P 9616 F




REF	P 9606 M	
ISO	658.204.030.513...	060
	P 9616 F	
	658.204.030.503...	060

⌚ opt. 6000 – max. 10000 min⁻¹

P 9611 M

P 9621 F



REF	P 9611 M	
ISO	658.204.303.513...	100
	P 9621 F	
	658.204.303.503...	100

⌚ opt. 6000 – max. 10000 min⁻¹

P 9609 M

P 9619 F




REF	P 9609 M	
ISO	658.204.243.513...	050
	P 9619 F	
	658.204.243.503...	050

⌚ opt. 6000 – max. 10000 min⁻¹



P 9608 M

P 9618 F



REF	P 9608 M	
ISO	658.104.243.513...	030
	658.204.243.513...	030
	658.314.243.513...	030
	P 9618 F	
	658.104.243.503...	030
	658.204.243.503...	030
	658.314.243.503...	030

⌚ opt. 6000 – max. 10000 min⁻¹

100446

Amalgam + Gold Polishing Kit

GB Occlusal polishers

- for metal alloys

DE Kauflächepolierer

- für Metall-Legierungen

P 9634 M



L mm 22,0

REF	P 9634 M
ISO	618.000.114.534... 030
opt. 6000 – max. 15 000 min ⁻¹	

P 9661 C



L mm 22,0

REF	P 9661 C
ISO	658.000.114.534... 030
opt. 6000 – max. 15 000 min ⁻¹	

P 9635 F



L mm 22,0

REF	P 9635 F
ISO	618.000.114.513... 030
opt. 6000 – max. 15 000 min ⁻¹	

P 9646 M



L mm 20,0

REF	P 9646 M
ISO	658.000.114.535... 020
opt. 6000 – max. 15 000 min ⁻¹	

P 9647 C



L mm 20,0

REF	P 9647 C
ISO	658.000.114.534... 020
opt. 6000 – max. 15 000 min ⁻¹	

P 9648 F



L mm 20,0

REF	P 9648 F
ISO	658.000.114.513... 020
opt. 6000 – max. 15 000 min ⁻¹	

P 9551 C



L mm 21,0

REF	P 9551 C
ISO	618.900.114.534... 070
opt. 6000 – max. 10 000 min ⁻¹	

P 9550 C



L mm 3,0

REF	P 9550 C
ISO	618.900.372.534... 220
opt. 6000 – max. 10 000 min ⁻¹	

P 9675 M



L mm 3,0

REF	P 9675 M
ISO	618.900.372.513... 220
opt. 6000 – max. 10 000 min ⁻¹	

P 9675 F



L mm 3,0


REF	P 9675 F
ISO	618.900.372.503... 220
opt. 6000 – max. 10 000 min ⁻¹	

GB Model cast polishers

- for pre-polishing, polishing and high-shine polishing of model cast and non-precious metal alloys

DE Modellgusspolierer

- zum Vorpolieren, Glanz- und Hochglanzpolieren von Modellguss- und NEM-Legierungen



P 9572 M

L mm 3,0

REF P 9572 M

ISO 658.900.372.523... 220

opt. 6 000 – max. 10 000 min⁻¹

Blue polishers

- for low-lustre polish of precious metal alloys

Blaue Polierer

- zur Mattglanzpolitur von Edelmetall-Legierungen

Universal Polishers Universalpolierer

White polishers

- for universal polishing of enamel, precious metal alloys and acrylics for veneers
- and for polishing filling materials and acrylics for prostheses

Weißer Polierer

- zum universellen Polieren von Zahnschmelz, Edelmetall-Legierungen und Verblendkunststoffen
- auch zum Polieren von Füllungsmaterialien und Prothesenkunststoffen



P 9627 C

L mm 4,0

REF P 9627 C

ISO 658.900.303.523... 220

opt. 6 000 – max. 10 000 min⁻¹



P 9630 C

L mm 20,0

REF P 9630 C

ISO 658.900.114.523... 070

opt. 6 000 – max. 10 000 min⁻¹



P 9554 C

L mm 3,0

REF P 9554 C

ISO 658.900.372.523... 220

opt. 6 000 – max. 10 000 min⁻¹



P 9555 M

L mm 8,0

REF P 9555 M

ISO 658.204.030.523... 100

opt. 6 000 – max. 10 000 min⁻¹



P 9556 M

L mm 2,5

REF P 9556 M

ISO 658.204... 110

opt. 6 000 – max. 10 000 min⁻¹



P 9557 M

L mm 15,0

REF P 9557 M

ISO 658.104.243.523... 060

658.204.243.523... 060

opt. 6 000 – max. 10 000 min⁻¹

Denture Acrylics Polishers Kunststoffpolierer

☉ Denture acrylics polishers

• for polishing acrylics

☉ Kunststoffpolierer

• zum Polieren von Kunststoffen



P 9603 C

L mm 25,0

REF	P 9603 C
ISO	...104... 100

☉ opt. 6000 – max. 10 000 min⁻¹

for shaping
zum Ausarbeiten



P 9641 M

L mm 25,0

REF	P 9641 M
ISO	...104... 100

☉ opt. 6000 – max. 10 000 min⁻¹

for smoothing and pre-polishing
zum Glätten und Vorpolieren



P 9644 F

L mm 25,0

REF	P 9644 F
ISO	...104... 100

☉ opt. 6000 – max. 10 000 min⁻¹

for high-shine polishing
zum Hochglanzpolieren



P 9604 C

L mm 20,0

REF	P 9604 C
ISO	...104... 100

☉ opt. 6000 – max. 10 000 min⁻¹



P 9642 M

L mm 20,0

REF	P 9642 M
ISO	...104... 100

☉ opt. 6000 – max. 10 000 min⁻¹



P 9674 F

L mm 20,0

REF	P 9674 F
ISO	...104... 100

☉ opt. 6000 – max. 10 000 min⁻¹



P 9467 C
P 9467 M

L mm 19,0 19,0

REF	P 9467 C
ISO	...104... 100
	P 9467 M
	...104... 100

☉ opt. 6000 – max. 10 000 min⁻¹




P 9489 C
P 9489 M

L mm 25,0 25,0

REF	P 9489 C
ISO	...104... 100
	P 9489 M
	...104... 100

☉ opt. 6000 – max. 10 000 min⁻¹



100442

Denture Acrylics Kit

Brushes Bürsten

P 9628



REF	P 9628
ISO	... 900 ... 220

opt. 6000 – max. 10 000 min⁻¹

Cotton mops
Baumwoll-Schwabbel

P 9638



REF	P 9638
ISO	... 900 ... 220

opt. 6000 – max. 10 000 min⁻¹


Brushes · natural bristles
Bürsten · Naturborsten

DP93007



REF	DP93007
-----	---------

Diamond polishing paste 7 µm | Diamant Polierpaste



S 1000

REF	S 1000
-----	--------


Cleaning stone for diamonds | Reinigungsstein für Diamanten



B 9785

REF	B 9785
-----	--------

Cleaning brush
Reinigungsbürste



AS 20

REF	AS 20
-----	-------

Dressing stone
Abrichtstein

Mandrels Träger



P 303 A

US No.	303
REF	P 303 A
ISO	330.104.603.391... 050



P 305 A

US No.	300
REF	P 305 A
ISO	330.104.604.391... 050

self centering · selbst zentrierend



P 305

REF	P 305
ISO	...104... 050 080



P 326

REF	P 326
ISO	...104... 020 030



P 301 L

REF	P 301 L
ISO	330.104.610.415...



P 329

REF	P 329
ISO	330.104.610.417...



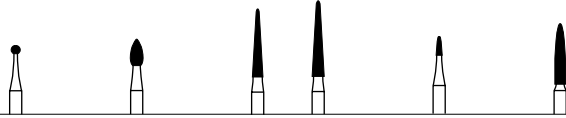
P 305 A

P 305



Set for the preparation of composite fillings
Satz zur Bearbeitung von Composite-Füllungen

100402



Contents - Inhalt

REF	801C	368C	859C	859C	860C	862C	
ISO	806.314	001.504 012	257.504 016	166.504 014	166.504 016	245.504 009	249.504 014
	1	1	1	1	1	1	

DTF set of instruments with extra-fine diamond grit
DTF-Satz in Diamant-Körnung extrafein



100404



Contents - Inhalt

REF	801C	956C	852C	860C	862C	368AC	368C	379C	827C	392C	
ISO	806.314	001.504 012	159.504 010	164.504 010	245.504 010	249.504 012	254.504 016	257.504 016	277.504 016	464.504 018	465.504 014
	1	1	1	1	1	1	1	1	1	1	

Disposable Crown Cutter

Kronentrenner für Einmalgebrauch

Set CB 40 AG

Satz CB 40 AG



100461



Contents - Inhalt

REF	CB31RS
ISO	500.314
	137.292 012
	100



100494




Contents - Inhalt

REF	CB 40 AG	ABB 15
ISO	500.314.	139.008
		012
	10	1

Veneer Set

Veneer Set



An essential condition for a successful restoration with ceramic veneers is a systematic, conservative preparation. This poses a particular challenge for the dentist: On one hand, a certain amount of material needs to be removed, on the other hand, care has to be taken not to penetrate too deeply into the enamel.

In response to this, a new set was developed that contains all the required instruments.

The set comprises newly developed depth markers (868B) to define the reduction depths (0.3 and 0.4 mm), resulting in a final preparation depth of 0.4 or 0.5 mm after finishing. In addition, the set contains tapered medium grit (100 µm) diamond abrasives (868) and fine grain (30 µm) diamond finishing instruments (868F) to match the new depth markers. The depth markers, abrasives and finishing instruments are all congruent in size (taper with rounded tip).

Two coordinated sizes cover all indications in the entire anterior zone. An egg-shaped diamond abrasive (379) and the matching finishing instrument (8379) allow the preparation of function-correcting palatal veneers.

Recommendations for use:

- Use preferably in a red contra-angle, observing the speed indicated on the packaging.
- Always supply plenty of spray cooling (at least 50 ml/min.)

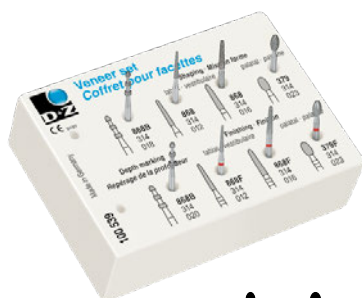
Eine wesentliche Voraussetzung für den erfolgreichen Aufbau mit Keramikveneers ist eine systematische und schonende Präparation. Dies stellt eine besondere Herausforderung für den Zahnarzt dar: Einerseits muss eine gewisse Menge an Material abgetragen werden, andererseits muss darauf geachtet werden, dass nicht zu tief in den Schmelz präpariert wird.

Hierfür wurde ein neuer Satz entwickelt, welcher alle notwendigen Instrumente enthält.

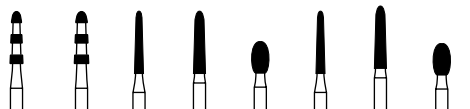
Dieser Satz besteht aus neu entwickelten Tiefenmarkierern (868B) zur Bestimmung der Abtragtiefe (0,3 und 0,4 mm), aus der sich eine definitive Tiefe der Präparation von 0,4 bzw. 0,5 mm ergibt. Außerdem enthält das Set konische Diamantschleifer mit mittlerem Korn (100 µm) sowie Diamantfinierer (868F) mit feinem Korn (30 µm), passend zu den neuen Tiefenmarkierern. Die Tiefenmarkierer, Schleifer und Finierer sind formkongruent (konisch mit abgerundeter Spitze). Zwei aufeinander abgestimmte Größen decken sämtliche Indikationen im Frontzahnbereich ab. Ein eiförmiger Diamantschleifer (379) und der passende Finierer (8379) ermöglichen die Präparation zur Funktionskorrektur bei palatinalen Veneers.

Anwendungsempfehlungen:

- Vorzugsweise im roten Winkelstück verwenden, unter Beachtung der auf der Verpackung angegebenen Geschwindigkeit
- Immer auf eine ausreichende Menge an Spraykühlung achten (mind. 50 ml/min)




100539



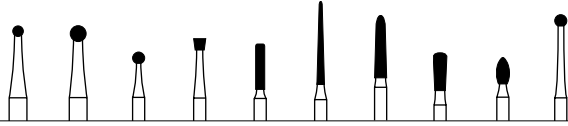
Contents · Contenu

REF	868B	868B	868	868	379	868F	868F	379F
... 314 ...	018	020	012	016	023	012	016	023
	1	1	1	1	1	1	1	1

Therapy Set
Therapie Satz




100423



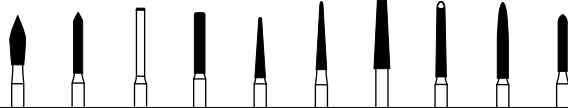
Contents - Inhalt

REF	CB1S	CB1S	801	805	836KR	859	868	830L	368A	801LG
806.204/314	001.003	001.003	001.524	010.524	157.524	167.524	223.524	234.524	254.524	697.534
	014	021	012	016	012	010	016	018	018	016
	1	1	1	1	1	1	1	1	1	1

Crown Preparation Set
Kronenpräparations-Satz




100424



Contents - Inhalt

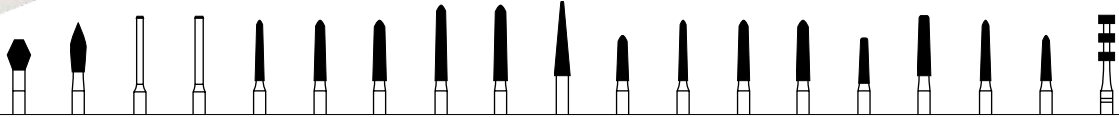
REF	899F	885	839	837KR	858	859F	848	857	863	878
806.314	033.514	130.524	150.524	158.524	165.524	166.514	173.524	220.524	250.524	289.524
	021	012	012	014	014	014	021	014	016	012
	1	1	1	1	1	1	1	1	1	1



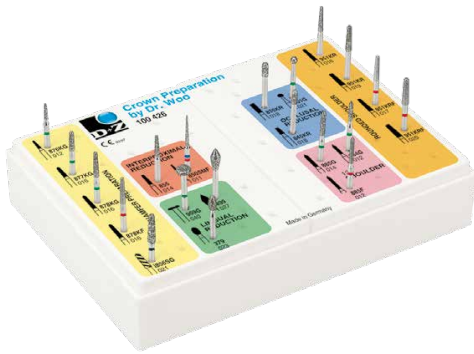
Crown & Veneer Preparation Kit

Crown & Veneer Präparation Kit

100425B



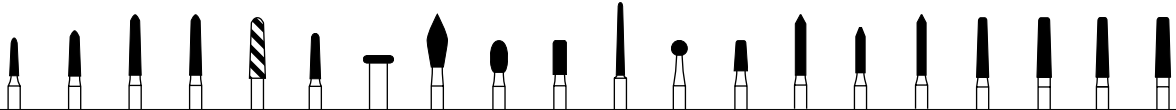
Contents - Inhalt		811	899	839A	839A	878K	878K	878K	879K	879K	859	877K	878K	878K	878K	846KR	847KR	878K	877K	834
REF	806.314/313	038.524	033.524	-	-	298.524	298.524	298.524	299.524	299.524	-	297.524	298.524	298.524	298.524	545.524	546.524	298.524	297.524	552.524
ISO		031	021	010	012	012	016	018	016	018	021	016	012	016	018	014	016	014	014	021
Box			1	1	1	1	1	1	1	1	1	1	1	1	1	1	1	1	1	1



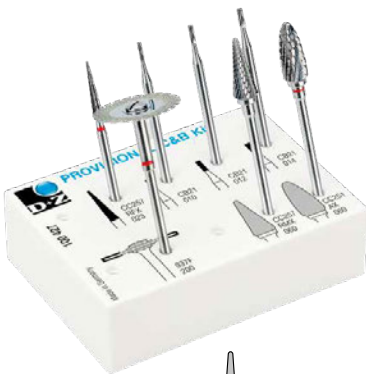
Crown Preparation Kit by Dr. Woo

Kronenpräparationssatz nach Dr. Woo

100426



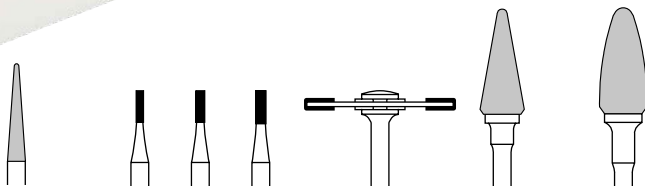
Contents - Inhalt		876KG	877KG	878KG	878KF	I856SG	855	909G	899	379	835KR	850SMF	801G	845KR	885G	884G	885F	951KR	951KR	951KRF	951KRF
REF	806.314	296.534	297.534	298.534	298.514	-	197.524	068.534	033.524	277.524	156.524	199.XXX	001.534	544.524	130.534	129.534	130.514	-	-	-	-
ISO		012	016	016	016	021	014	040	027	023	018	011	021	018	014	012	012	016	019	017	020
Box		1	1	1	1	1	1	1	1	1	1	1	1	1	1	1	1	1	1	1	1




Provisional C & B Kit

Provisional C & B Satz

100427



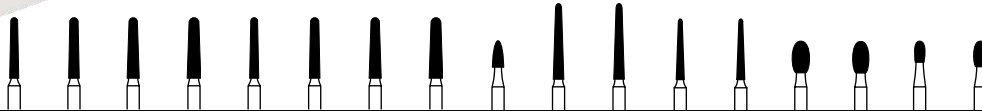
Contents - Inhalt		CC257RFX	CB21	CB21	CB21	937F	CC257RMX	CC 251AX
REF	806.104	201.140	107.006	107.006	107.006	-	201.190	-
ISO		023	010	012	014	200	060	060
Box		1	1	1	1	1	1	1



**Top-Down Diamond Kit for Crown
by Dr. Leesungbok**

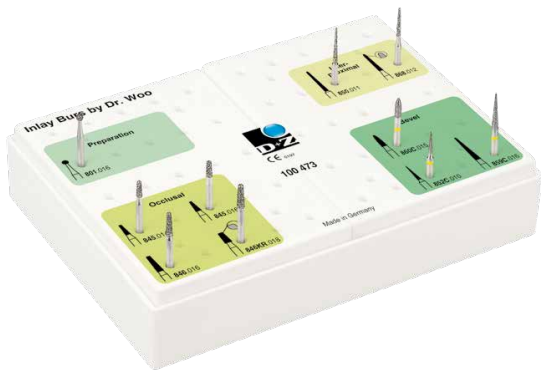
*Top-Down Diamond Kit for Crown
nach Dr. Leesungbok*

100472



Contents - Inhalt

REF	856	856	856	856	856F	856F	856F	856F	390C	850	850F	858	858F	379	379F	379F	379F	
ISO	806.314	198.524	198.524	198.524	198.524	198.514	198.514	198.514	198.514	274.504	199.524	199.514	165.524	165.504	277.524	277.514	277.514	277.514
		012(007)	014(009)	016(010)	018(011)	012(007)	014(009)	016(010)	018(011)	016	014(006)	014(006)	010(005)	010(005)	023	021	014	018
		1	1	1	1	1	1	1	1	1	1	1	1	1	1	1	1	1



Inlay Burs by Dr. Woo

Inlay Burs nach Dr. Woo

100473



Contents - Inhalt

REF	801	845	845	846	846KR	850	868	860C	852C	859C	
ISO	806.314	001.524	168.524	168.524	171.524	545.524	199.514	223.524	245.504	164.504	166.504
		016	014	016	016	018	011	012	015	010	016
		1	1	1	1	1	1	1	1	1	1

ABB 15



REF ABB 15

ABB 30




REF ABB 30

Diamond Forceps

Diamantierte Extraktionszangen

Centrals and Canines | Schneide- und Eckzähne

501



REF 501
ISO 806.501.534

upper centrals and canines · obere Schneide- und Eckzähne

502

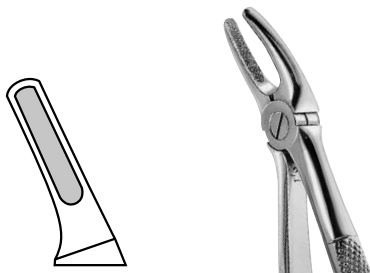


REF 502
ISO 806.502.534

upper centrals and canines · obere Schneide- und Eckzähne

Premolars | Prämolaren

507



REF 507
ISO 806.507.534

upper premolars · obere Prämolaren

513



REF 513
ISO 806.513.534

lower premolars · untere Prämolaren

Molars | Molaren

517



REF 517
ISO 806.517.534

upper molars, right · obere Molaren, rechts

518



REF 518
ISO 806.518.534

upper molars, left · obere Molaren, links

Roots | Wurzeln

533

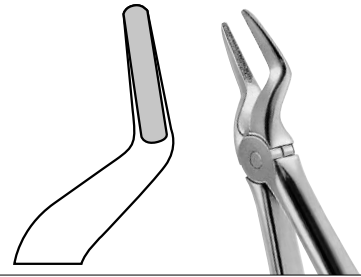


REF 533

ISO 806.533.534

lower roots · untere Wurzeln

551



REF 551

ISO 806.551.534

upper roots · obere Wurzeln

574



REF 574

ISO 806.574.534

lower roots, english pattern · untere Wurzeln, englische Form